

12. FASİKÜL

ADI :







SOYADI:

Y - y









"Y y" Harfini Tanıma

↪ Aşağıdaki varlıkların isimlerini söyleyelim. İsminde "y" sesi olanların kutusunu işaretleyelim.













↪ "Y" sesi, görselin başında mı ortasında mı yoksa sonunda mı? Altındaki kutucuğa işaretleyelim.

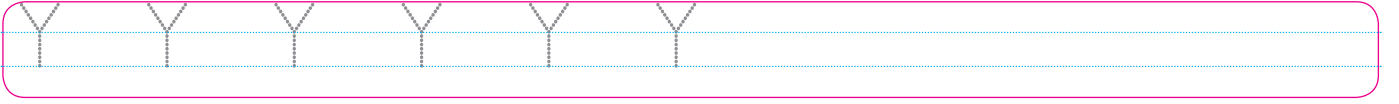
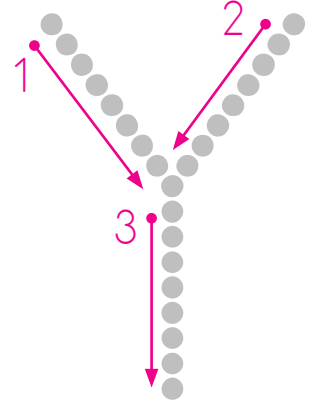

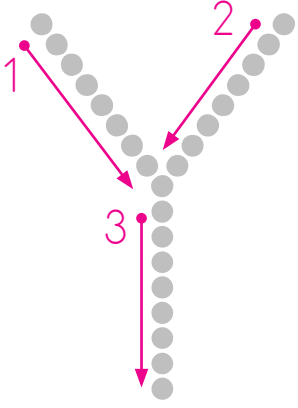


"Y y" Harfini Tanıma

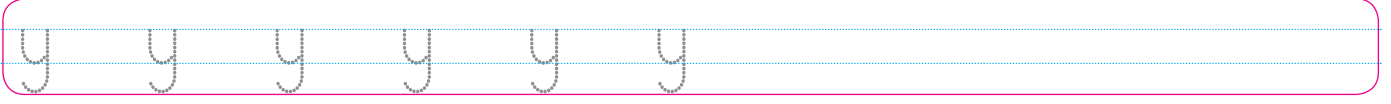

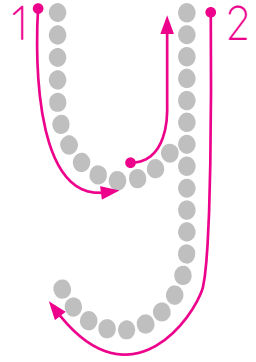
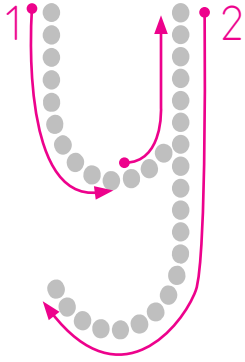
Sevgili çocuklar aşağıdaki varlıkları inceleyelim, içinde "y" sesi olanları boyayalım.




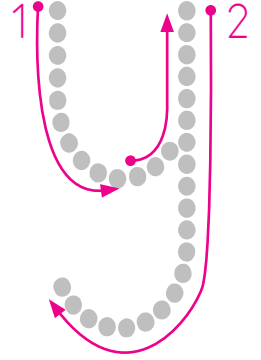
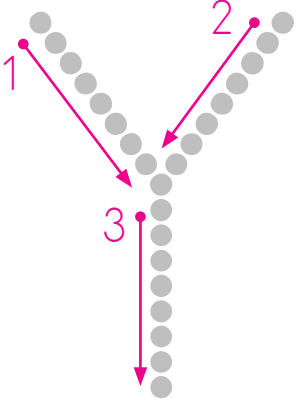
“Y y” Harfini Yazma



"Y y" Harfini Yazma



“Y y” Harfini Yazma



Okuyalım, Yazalım.



0



1



2



3



4



5



6



7



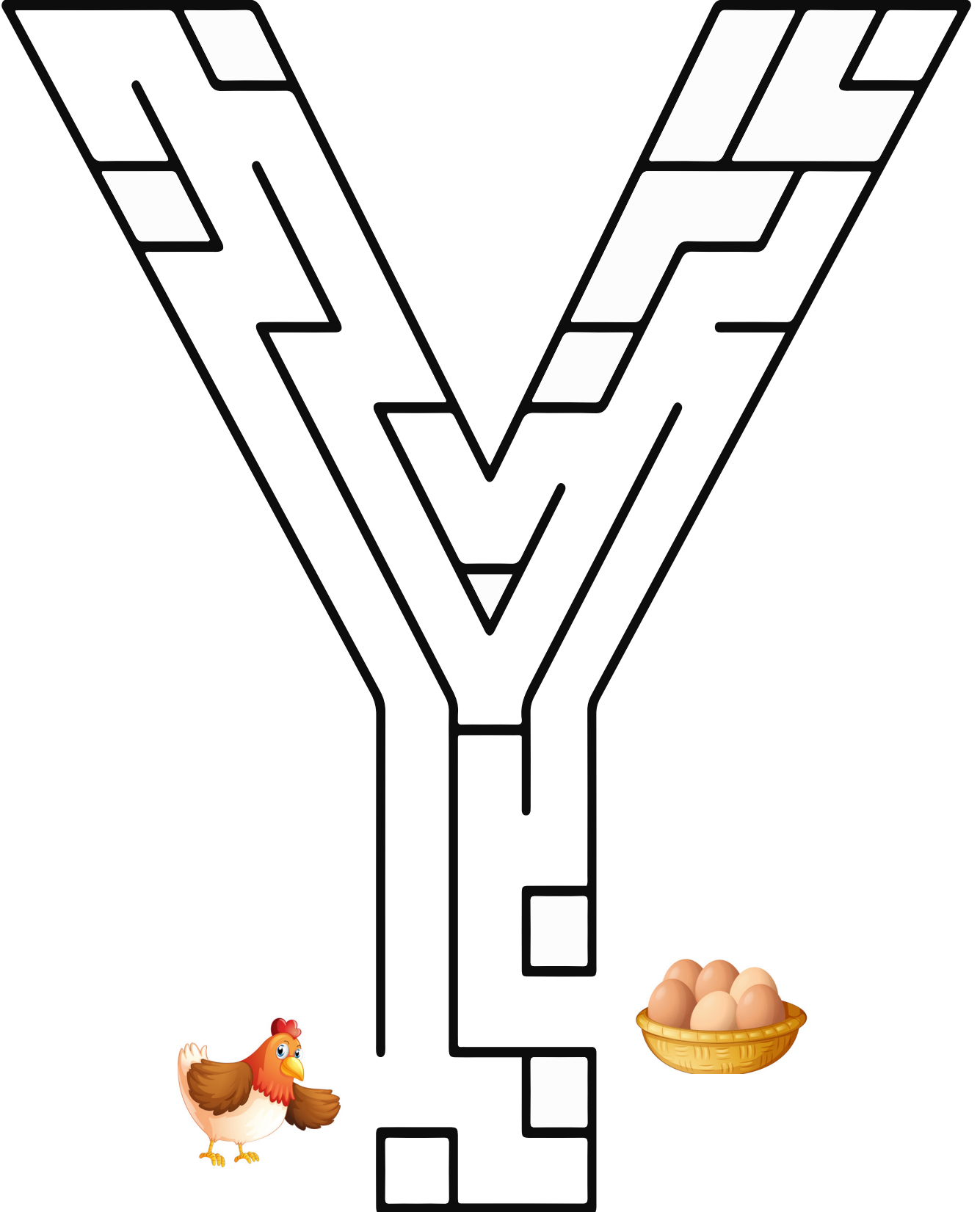
8



9

Eğlenme Zamanı

Sevgili çocuklar aşağıdaki tavuk yumurtalarını arıyor-
muş. Onu "y" harfinin içindeki labirentten yumurtaları-
na ulaştıralım.



Hece Oluřturma

e y ey ey ey ey ey ey ey ey ey ey

ey

a y ay ay ay ay ay ay ay ay ay ay

ay

i y iy iy iy iy iy iy iy iy iy iy

iy

o y oy oy oy oy oy oy oy oy oy oy

oy

u y uy uy uy uy uy uy uy uy uy uy

uy

ü y üy üy üy üy üy üy üy üy üy üy

üy

Hece Oluřturma

y e ye ye ye ye ye ye

ye

y a ya ya ya ya ya ya

ya

y i yi yi yi yi yi yi

yi

y o yo yo yo yo yo yo

yo

y u yu yu yu yu yu yu

yu

y ü yü yü yü yü yü yü

yü

Hece Oluřturma

ye l

ye k

ye n

ye m

ye t

ye y

ya l

ya k

ya n

ya m

ya t

ya y

yi l

yi k

yi n

yi m

yi t

yi y

yo l

yo k

yo n

yo m

yo t

yo y

Hece Oluřturma

yu l

yu k

yu n

yu m

yu t

yu y

yü l

yü k

yü n

yü m

yü t

yü y

le y

la y

lo y

ka y

ko y

to y

tü y

ta y

a ya

ü ye

O ya

u yu

Hece Oluřturma

o lay

o nay

o yun

a lay

a yak

u nut

ley lek

ley lak

ay na

kam yon

kim yon

ka ya

ka yak

kay nak

ko yun

kol ye

nay lon

ni yet

Okuyalım, Yazalım.



Ay lin Ay la



Aylin Ayla ile oyun oyna.



Ayla ekmek al, ekmek ye.

Aylin yatakta oyalanma.



Ayla maymun ile oyun oyna.

Aylin Oya ile yola yaya koyul.



Okuyalım, Yazalım.

ma ya

mil yon

min yon

ye le

ye lek

ye ni

ye nik

ye mek

ye min

ye tim

ya ka

ya kut

ya ma

ya tak

ya ya

yay la

yok luk

yu mak

Okuyalım, Yazalım.



Ka ya Ya man

Two empty rectangular boxes for writing practice, each with a dotted line for the bottom edge.




Kaya iki ekmek al.



Yaman yeni kayak al.

Kaya, Yaman ile mum yak.



Okta y yay ile ok at.

Yaman koyuna iki ot at.



Okuyalım, Yazalım.

yün lü

ün ye

may mun

Oy tun

il kay

yol la

ye lek li

u yum lu

ma nol ya

u yu ma

yel ken li

Ma lat ya

Okuyalım, Yazalım.

LEYLA

Leyla al.

Leyla kolye al.

Leyla yeni kolye al.

Leyla yeni oylum kolye al.

Leyla yeni kolyeni tak.

Leyla kolye ile mutlu ol.



Empty rounded rectangular box for writing.

Empty rounded rectangular box with a dotted line for writing.

Empty rounded rectangular box with a dotted line for writing.

Empty rounded rectangular box with a dotted line for writing.

Empty rounded rectangular box with a dotted line for writing.

Empty rounded rectangular box with a dotted line for writing.

Empty rounded rectangular box with a dotted line for writing.

KOYUN

Kaya o koyun.

Kaya koyun ile oyna.

Kaya koyunu otlat.

Koyunu uyku tuttu.

Kaya koyunu unuttu.

Uyan koyun uyan.



Empty rounded rectangular box for writing.

Empty rounded rectangular box for writing.

Empty rounded rectangular box for writing.

Empty rounded rectangular box for writing.

Empty rounded rectangular box for writing.

Empty rounded rectangular box for writing.

Empty rounded rectangular box for writing.

Okuma Etkinliđi

→ Aşağıdaki metinleri üç defa okuyalım, her okumada bir armudu boyayalım.

AYLA

Ayla al.

Ayla yekek al.

Ayla tüylü yekek al.

Ayla yeni tüylü yekek al.


Ayla iki yeni tüylü yekek al.

Ayla yeni tüylü yekek al.

Ayla tüylü yekek al.

Ayla yekek al.

Ayla al.



→ Aşağıda karışık olarak verilmiş hecelerden anlamlı kelimeler oluşturup yazalım.

lik i iyi


lu ku uy

ko ya lon

nek ye te

Öğrendiklerimizi Pekiştirelim

➡ Aşağıda görsellerin adlarını altlarına yazalım.



➡ Karışık olarak verilen kelimelerden kurallı cümle oluşturalım.



ete



at



kimyon



Leyla



iyi



yeni



okul



Oya



ele



Nalan



ele



Aylin

Eğlenme Zamanı



Sevgili çocuklar aşağıda verilen sudoku etkinliğindeki eksik parçaları tamamlayalım.



--	--	--	--

Eğlenme Zamanı

↪ Büyük görseldeki parçaları keselim. Kestiğimiz parçalarla aşağıdaki görselleri oluşturalım.

