

6. FASİKÜL

ADI :










SOYADI:

N - n









"N n" harfini tanıma

→ Aşağıdaki varlıkların isimlerini söyleyelim. İsminde "n" sesi olanların kutusunu işaretleyelim.







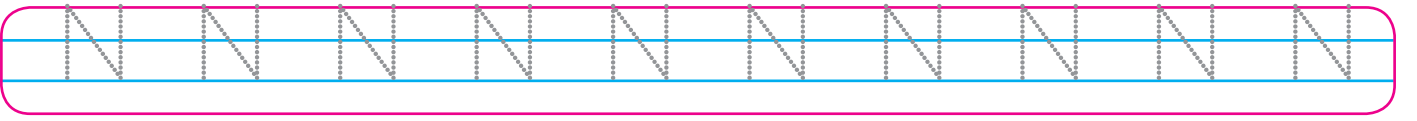
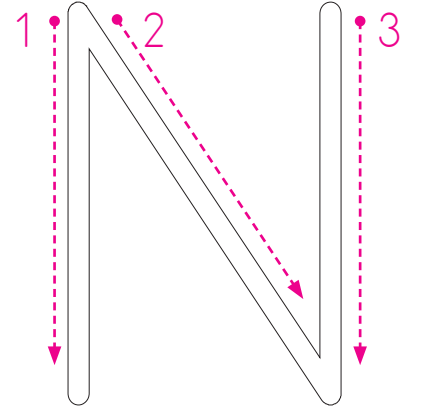
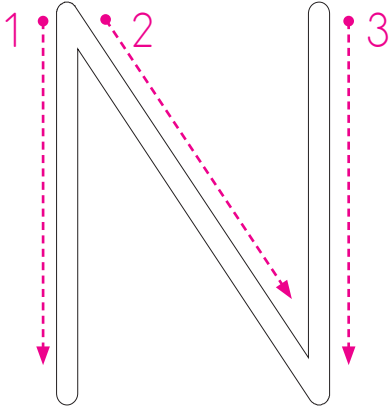


Başında-Ortasında-Sonunda

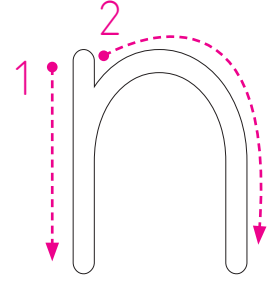
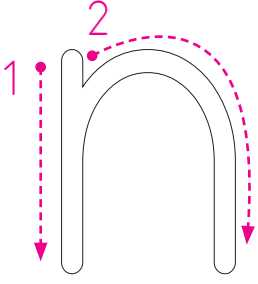
↪ Aşağıdaki varlıkların adında "n" sesi başta ise baştaki kutuyu, ortada ise ortadaki kutuyu, sonda ise sondaki kutuyu işaretleyelim. Birden fazla "n" sesi varsa birden fazla kutuyu işaretleyelim.



"N n" harfini yazma



"N n" harfini yazma



n n n n n n n n n n n

n n n n n n n n n n n

n n n n n n

n n n n n

n n n n

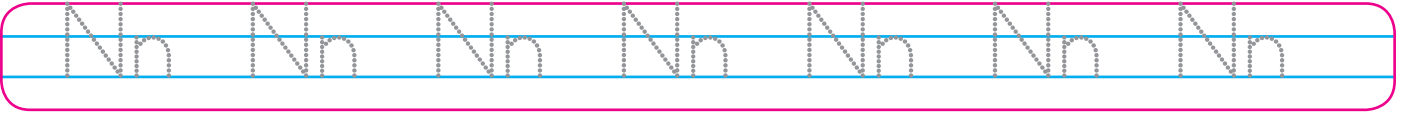
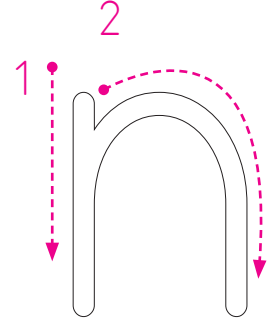
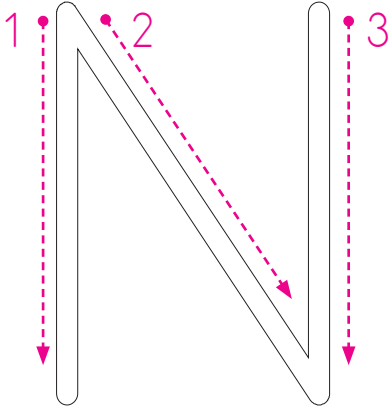
n n n

n

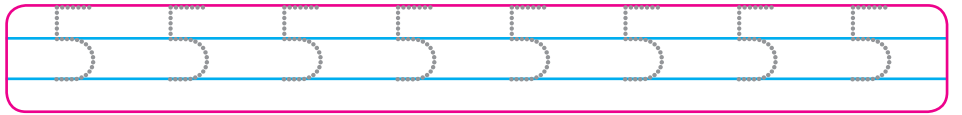

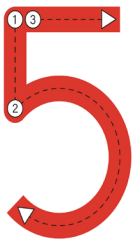
n

n

"N n" harfini yazma



↪ Aşağıdaki elmaları kırmızıya boyayalım, beş rakamını yazalım.



Sesleri Birleřtirme

→ Ařađıda oluřturulan kelimeleri okuyalım, yazalım.

a → an

n → an

an an an an an an

an

an

e → en

n → en

en en en en en en

en

en

i → in

n → in

in in in in in in in

in

in

n → ne

e → ne

ne ne ne ne ne ne

ne

ne

Sesleri Birleřtirme

↪ Ařađıda oluřturulan kelimeleri okuyalım, yazalım.

n
a → na

na na na na na na na

na

na

n
i → ni

ni ni ni ni ni ni ni

ni

ni

an ne
anne

anne anne anne anne

anne

anne

na ne
nane

nane nane nane nane

nane

nane

Hece Birleřtirme

→ Ařađıda oluřturulan kelimeleri okuyalım, yazalım.

ni ne
nine

nine nine nine nine

nine

nine

an la
anla

anla anla anla anla

anla

anla

en li
enli

enli enli enli enli enli

enli

enli

na l
nal

nal nal nal nal nal

nal

nal

Hece Birleřtirme

→ Ařađıda oluřturulan kelimeleri okuyalım, yazalım.

i lan

ilan

ka an

kaan

na il

Nail

i nal

İnal

i nan

İnan

e kin

Ekin

na lan

Nalan

ke nan

Kenan

ni l

Nil

il ke

İlke

ka lan

Kalan

nin ni

Ninni

Hece Birleřtirme

↪ Ařađıda oluřturulan kelimeleri okuyalım, yazalım.

ni ne ni

an ne ne

an ne nin

e li ne

na ne li

a la na

e ki ni

e ni ne

e lin le

na kil

e nik

i lik le


a na

ka lan

ki n

Eğlenme Zamanı

Sevgili çocuklar aslan Simba ormanı arıyor. Onu sadece N harfi içindeki labirentten geçirerek ormana ulaştırın.



Okuyalım, yazalım.

Anne nane al.




Ekin nineni anla.



Nail eline nal al.



Nalan annene inek al.



Kenan Nil ile kekik ek.



Ninni Nalan ninni.



Okuyalım, yazalım.

İnal elinde 2 kek al.



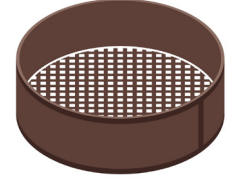
Kaan elin lekeli.



Ekin ile Nalan el ele.



Nalan enli elek elle.



Kenan eline ilan al.



Alkan annenle kal.



Okuyalım, yazalım.

EK

Nalan ek.

Nalan lale ek.

Nalan Nail ile lale ek.

Nail elinle lale ek.


Nalan alana lale ek.

Nail elinle elli lale ek.



Eğlenme Zamanı

→ Aşağıdaki görsellerin adlarını altına yazalım.



→ Aşağıda karışık olarak verilen harflerle anlamlı sözcükler oluşturalım.

n-i-e-k

e-a-n-n

a-N-l-a-n






k-i-i

l-e-i-l

l-N-a-i


Eğlenme Zamanı

→ Aşağıda bütün olarak verilen meyvelerin yarımalarını bulalım.



Eğlenme Zamanı

↪ Aşağıda verilen resimleri gölgeleri ile eşleştirelim.



↪ Aşağıdaki görsellerde eksik olan kısımları makas yardımı ile kesip tamamlayalım.

