

# 8. FASİKÜL

ADI : .....










SOYADI: .....

M - m












# "M m" Harfini Tanıma

→ Aşağıdaki varlıkların isimlerini söyleyelim. İsminde "m" sesi olanların kutusunu işaretleyelim.

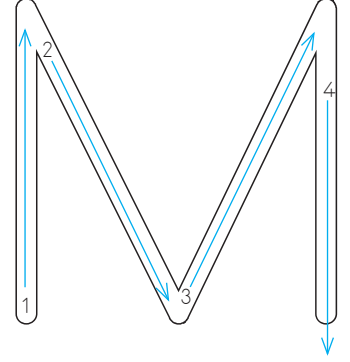
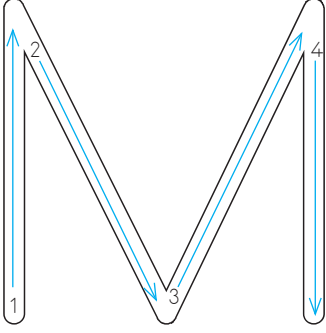


# Başında-Ortasında-Sonunda

↪ Aşağıdaki varlıkların adında "m" sesi başta ise baştaki kutuyu, ortada ise ortadaki kutuyu, sonda ise sondaki kutuyu işaretleyelim. Birden fazla "m" sesi varsa birden fazla kutuyu işaretleyelim.



# "M m" Harfini Yazma



M M M M M M M M

M M M M M M M M

M M M M M M M M

M M M M M M M

M M M M M

M M M

M


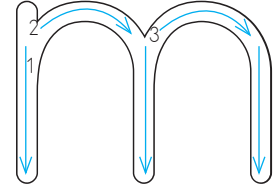
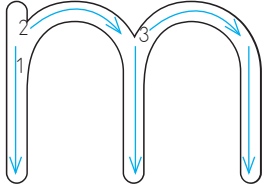
M

M

M



# "M m" Harfini Yazma



m m m m m m m

m m m m m m m

m m m m m m m

m m m m m

m m m

m

m

m

m

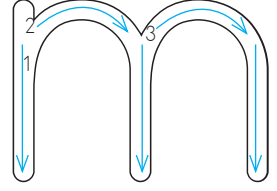

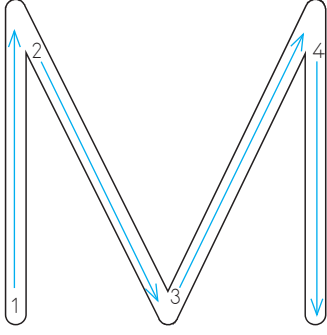
m

m



m

# "M m" Harfini Yazma



Mm Mm Mm Mm Mm Mm Mm

Mm Mm Mm


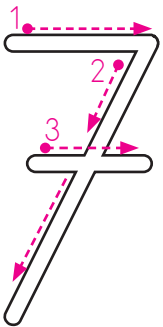
Mm Mm Mm

Mm Mm Mm

Mm Mm Mm

Mm Mm Mm

Yedi rakamını ok yönünde yazalım, boşlukları dolduralım.



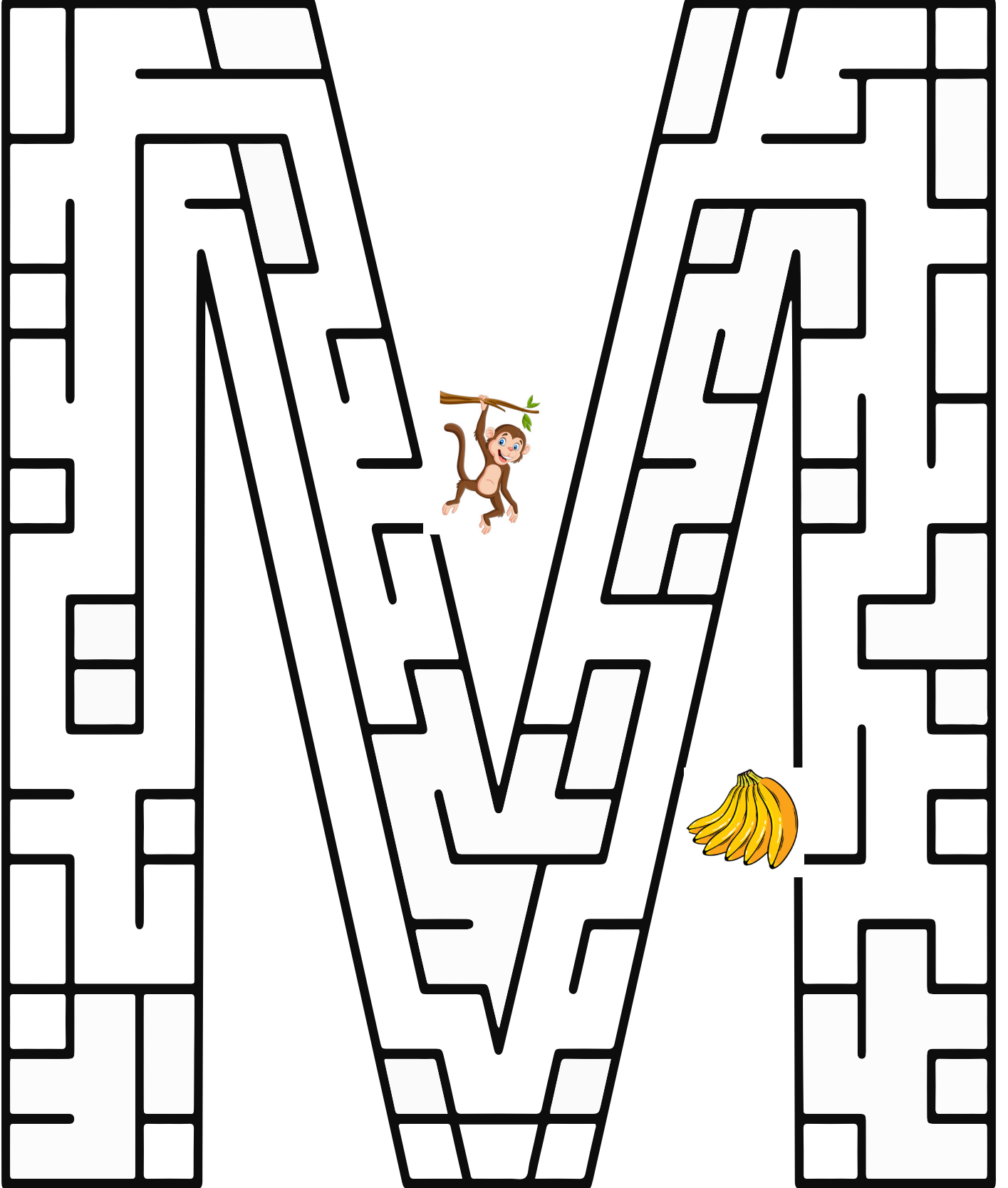
7 7 7 7 7 7 7 7

7

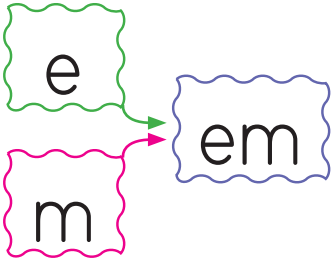
7

# Eğlenme Zamanı

Sevgili çocuklar aşağıdaki maymun çok acıkmış. Onu "m" harfinin içindeki labirentten muzlara ulaştıralım.

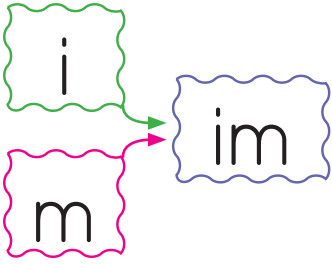


# Hece Oluřturma



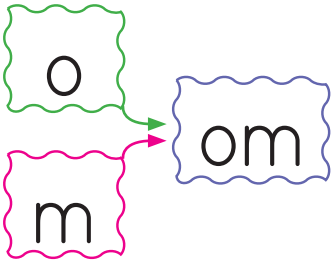
em em em em em em

em




im im im im im im

im



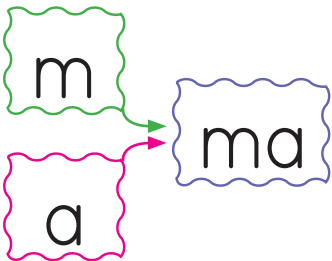
om om om om om om

om



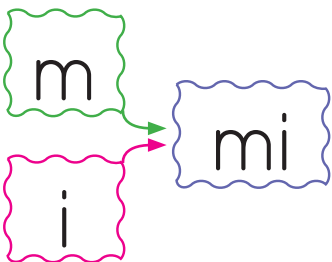
me me me me me me

me



ma ma ma ma ma ma

ma



mi mi mi mi mi mi

mi



# Hece Oluřturma

a ma ama ama ama ama ama

ama

el ma elma elma elma elma

elma

ma ma mama mama mama

mama

al ma alma alma alma alma

alma

ma la mala mala mala mala

mala

mo la mola mola mola mola

mola

# Hece Birleřtirme

a man

ik lim

li man

ke man

i man

kum lu

mi nik

ko mik

kim lik

e mek

ek mek

il kim

ka lem

ki lim

e kim

ke mik

ki min

mi lim

# Hece Birleřtirme

kon ma

\_\_\_\_\_

kalk ma

\_\_\_\_\_

an ma

\_\_\_\_\_

Al man

\_\_\_\_\_

mil li

\_\_\_\_\_

em mi

\_\_\_\_\_

lok ma

\_\_\_\_\_

ma na

\_\_\_\_\_

ma ni

\_\_\_\_\_

ke li me

\_\_\_\_\_

Me li ke

\_\_\_\_\_

ka lem lik

\_\_\_\_\_

ma ki ne

\_\_\_\_\_

ki lim li

\_\_\_\_\_

li mon lu

\_\_\_\_\_

# Okuyalım, Yazalım



Ke mal

\_\_\_\_\_

Me lek

\_\_\_\_\_



Ka mil

\_\_\_\_\_

Mi ne

\_\_\_\_\_



İl kem

\_\_\_\_\_

Le man

\_\_\_\_\_



→ Aşağıdaki cümleleri okuyalım.

🌸 Kemal on kilo elma al.

🌸 Kamil Melek ile mani oku.


🌸 Mine Emel'e kalem al.

🌸 İlke Leman ile kilim al.

# Okuyalım, Yazalım

→ Aşağıdaki cümleleri okuyalım, altlarına yazalım.

Emel ekmek al.



Kemal limana in.



O keman kimin?



Emine limon ekme.



Mine minik elma al.



Malik kalemi elleme.



# Okuyalım, Yazalım

Metni 4 defa okuyalım. Her okumanın ardından bir tavşan boyayalım. Boş bırakılan yerlere metni yazalım.

## KEMAN

O keman Mine'nin  
Kemal komik olma  
Keman Mine'nin ama  
Aman aman alma



Empty rounded rectangular box for writing.

Empty rounded rectangular box with a dashed line for writing.

Empty rounded rectangular box with a dashed line for writing.

Empty rounded rectangular box with a dashed line for writing.

Empty rounded rectangular box with a dashed line for writing.

# Okuyalım, Yazalım

Metni 4 defa okuyalım. Her okumanın ardından bir tavşan boyayalım. Boş bırakılan yerlere metni yazalım.


## KEKE NE EKLEMELİ?

Kemal keke elma ekleme

Keke kakao ekle

İlkem keke limon ekle

Nane ekleme



A horizontal rectangular box with a pink border and a blue dashed line for writing.

A horizontal rectangular box with a pink border and a blue dashed line for writing.

A horizontal rectangular box with a pink border and a blue dashed line for writing.

A horizontal rectangular box with a pink border and a blue dashed line for writing.

A horizontal rectangular box with a pink border and a blue dashed line for writing.

# Metin Okuma

→ Aşağıdaki metni okuyalım.

KOMİK EMİNE

Kemal 2 kilo elma al.

Ekim 1 kilo kakao al.



Keke elma ekle.

Ama nane ekleme



Ekim 1 lokma kek al.

Kemal 2 lokma kek al.

Keke kakao ekle.



Emine komik olma.

Keke limon ekleme.



Eline keki alma.

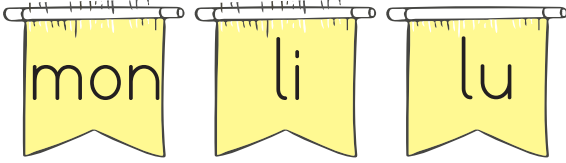
Komik Emine komik.





# Değerlendirme

↪ Aşağıda karışık olarak verilmiş hecelerden anlamlı kelimeler oluşturup yazalım.



↪ Cümlelerdeki boşluklara uygun olan sözcükleri yazalım, okuyalım.



Kemal ninene ..... al.



Nalan komik ..... .



Emine iki ..... al.



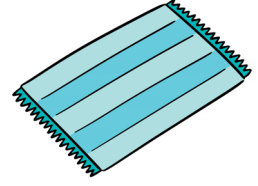


Emel annene iki ..... limon al.



Leman kelime kelime ..... .

# Değerlendirme

↪ Aşağıda görsellerin adlarını altlarına yazalım.



↪ Karışık olarak verilen kelimelerden kurallı cümle oluşturalım.

\* koli

\* al

\* kalem

\* ile

\* al

\* on

\* limon

\* Emel

\* ile



\* elma

\* ekmek

\* al

# Eğlenme Zamanı

Sevgili çocuklar aşağıda verilen sudoku etkinliğindeki eksik parçaları tamamlayalım.



# Eğlenme Zamanı

Sevgili çocuklar aşağıda verilen hayvanlara ait resimler çifttir. Resimlerde tek olanı bulup yuvarlak içine alalım.

