


# 7. FASİKÜL








ADI : .....

SOYADI: .....




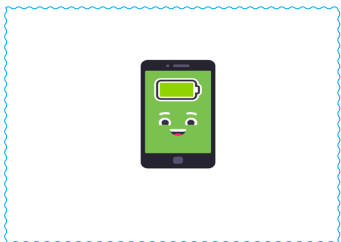



# “O o” Harfini Tanıma

→ Aşağıdaki varlıkların isimlerini söyleyelim. İsminde “o” sesi olanların kutusunu işaretleyelim.

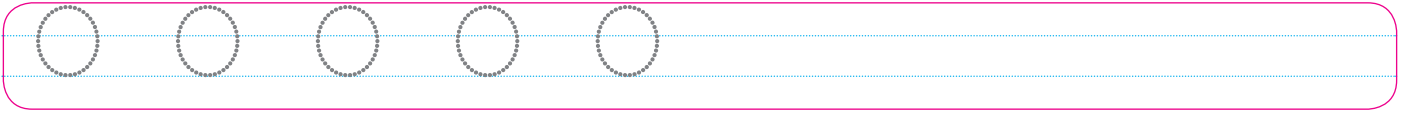
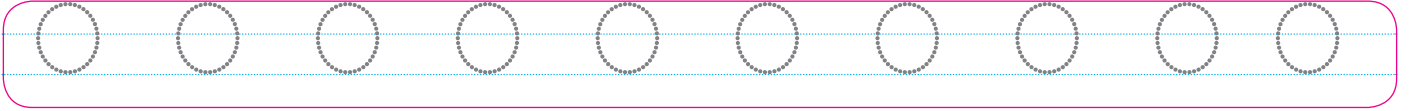
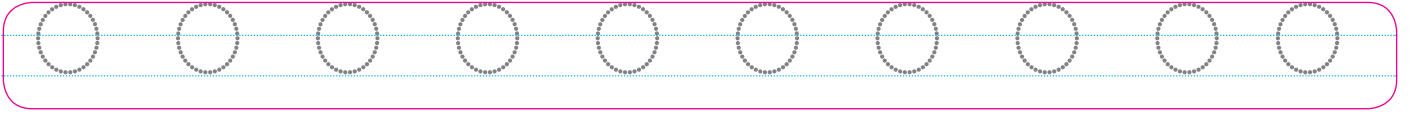





# Başında-Ortasında-Sonunda



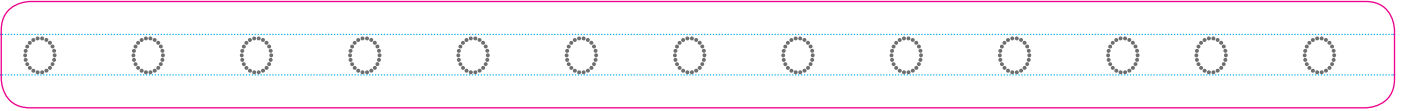

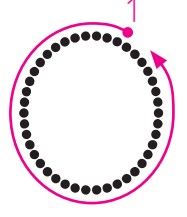
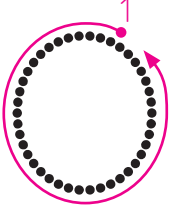
↪ Aşağıdaki varlıkların adında "o" sesi başta ise baştaki kutuyu, ortada ise ortadaki kutuyu, sonda ise sondaki kutuyu işaretleyelim. Birden fazla "o" sesi varsa birden fazla kutuyu işaretleyelim.



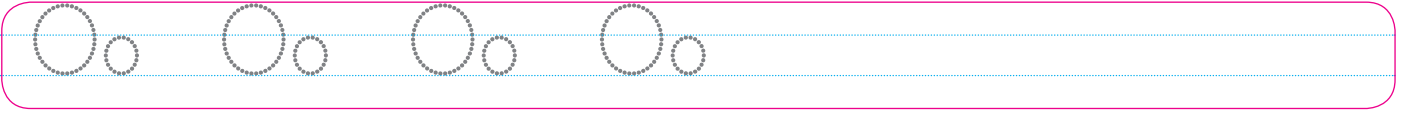
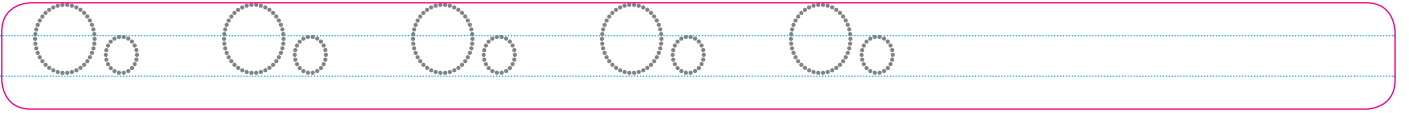
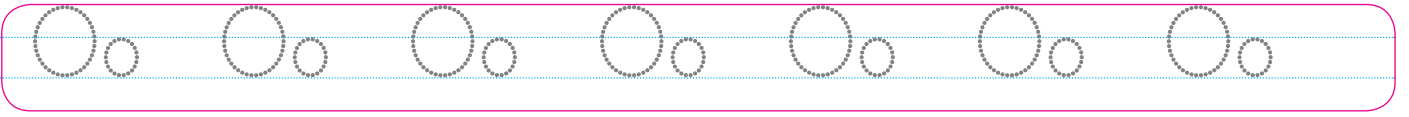
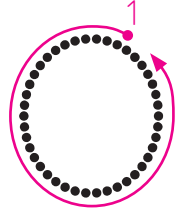

# “O o” Harfini Yazma



# “O o” Harfini Yazma




# “O o” Harfini Yazma

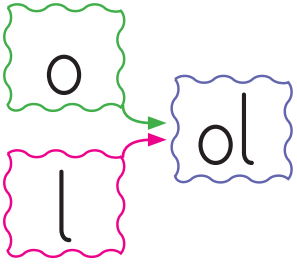


# Eğlenme Zamanı

Sevgili çocuklar aşağıdaki horoz çok acıkmış. Onu "o" harfinin içindeki labirentten buğdaylara ulaştıralım.

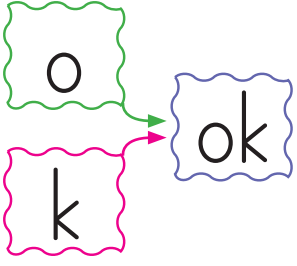


# Hece Oluřturma



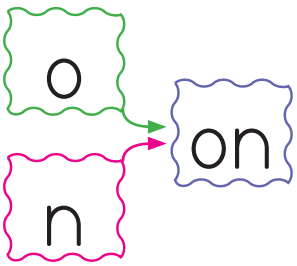
ol ol ol ol ol ol ol

ol



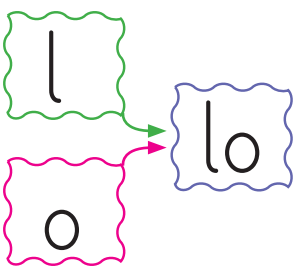
ok ok ok ok ok ok ok

ok



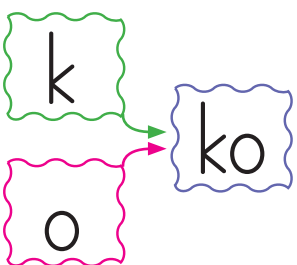
on on on on on on on

on



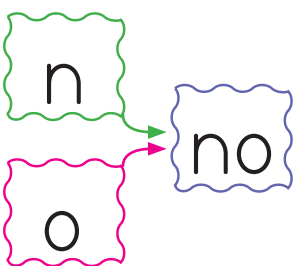
lo lo lo lo lo lo lo

lo



ko ko ko ko ko ko ko

ko



no no no no no no no

no



# Hece Oluřturma

ko  
l  
kol  
kol kol kol kol kol kol  
kol

ko  
k  
kok  
kok kok kok kok kok kok  
kok

ko  
n  
kon  
kon kon kon kon kon kon  
kon

kok  
la  
kokla  
kokla kokla kokla kokla  
kokla

ko  
nak  
konak  
konak konak konak  
konak

ko  
la  
kola  
kola kola kola kola  
kola

# Hece Birleřtirme

→ Ařađıda oluřturulan kelimeleri okuyalım, yazalım.

O kan

o lan

ki lo

ko li

O nan

a lo

kol la

ko lon

lo kal

ka no

o na

ko kan

on la

ok la

ko ni

# Okuyalım, Yazalım

➤ Aşağıda oluşturulan kelimeleri okuyalım, yazalım.

ko a la ko li le ka ka o

ko nak la o la nak

➤ Cümlelerdeki boşluklara uygun kelimeleri yazalım.

kilo

kek

kola

al

ile

Ekin, Okan'a ..... al.

Ali, annene on ..... kekik al.

Okan ile Nalan kol .....

Nail keke kilo kilo kakao .....

Ela ailen ..... konakla.

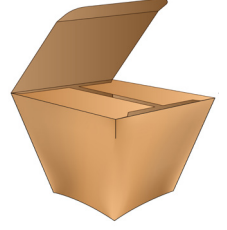
# Okuyalım, Yazalım

↪ Aşağıdaki cümleleri altlarına yazalım.



Okan iki nane al.

Kaan on koli al.



Nail keke kakao ekle.



O konak Ali'nin.



Lale ile Ekin kol kola.



Okan o koala.



# Okuyalım, Yazalım

Metni 4 defa okuyalım. Her okumanın ardından bir tavşan boyayalım. Boş bırakılan yerlere metni yazalım.

## KENAN İLE OKAN

Kenan nane ek.

Okan eline nane al.

Kokla Okan kokla.

Kokla, nane kokla.



Blank writing area with a pink border and a blue dashed line for the first row.

Blank writing area with a pink border and a blue dashed line for the second row.

Blank writing area with a pink border and a blue dashed line for the third row.

Blank writing area with a pink border and a blue dashed line for the fourth row.

Blank writing area with a pink border and a blue dashed line for the fifth row.

# Okuyalım, Yazalım

Metni 4 defa okuyalım. Her okumanın ardından bir tavşan boyayalım. Boş bırakılan yerlere metni yazalım.

ALO İLKE

Alo İlke, alo.

İki kilo kakao al.

Keke kakao ekle.

Okan'a, Kenan'a kek al.



A horizontal rectangular box with a pink border and a dashed blue line inside, intended for writing.

A horizontal rectangular box with a pink border and a dashed blue line inside, intended for writing.

A horizontal rectangular box with a pink border and a dashed blue line inside, intended for writing.

A horizontal rectangular box with a pink border and a dashed blue line inside, intended for writing.

A horizontal rectangular box with a pink border and a dashed blue line inside, intended for writing.

# Okuyalım, Yazalım

Metni 4 defa okuyalım. Boş bırakılan yerlere metni yazalım.

KONAK

Nil al.

Nil konak al.

Nil annen ile konak al.

Nil konak al.

Nil al.



Empty rounded rectangular box for writing.

Empty rounded rectangular box for writing.

Empty rounded rectangular box for writing.

Empty rounded rectangular box for writing.

Empty rounded rectangular box for writing.

Empty rounded rectangular box for writing.

# Metin Okuma

→ Aşağıdaki metni okuyalım.

ALİ KILON NE?

Ali kılın ne?

On kıl.

Kaan kankan on kıl.

Ali nane al.

Ninene nane al.

Kaan kek al.

Annene kek al.

Al Kaan al.

Kaan iki kıl al.

On kıl ol.

Ali ile Kaan on kıl.





# Kendimizi Değerlendirelim


➡ Aşağıdaki varlıkların isimlerini altlarına yazalım.




Handwriting practice lines for the word 'kahve'.



Handwriting practice lines for the word 'koala'.



Handwriting practice lines for the word 'kayak'.



Handwriting practice lines for the word 'okul'.

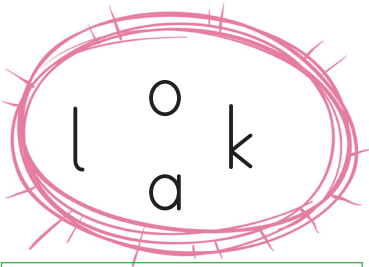


Handwriting practice lines for the word 'sütun'.



Handwriting practice lines for the word 'kahve'.

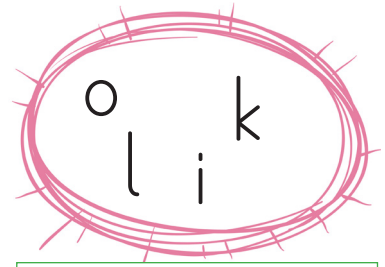
➡ Aşağıda karışık olarak verilmiş harflerden sözcükler oluşturalım.



Handwriting practice lines for the word 'okul'.



Handwriting practice lines for the word 'okul'.



Handwriting practice lines for the word 'okul'.



Handwriting practice lines for the word 'okul'.



Handwriting practice lines for the word 'okul'.



Handwriting practice lines for the word 'okul'.

# Eşleştirme

↪ Aşağıda karışık olarak verilen heceleri uygun kelimelerle eşleştirelim.

kan-O

no-ka

la-ko

la-kok

li-ko

la-a-ko

lon-ko

nan-O

koala

koli

kano

Okan

kola



kokla

kolon

Onan

# Eğlenme Zamanı

Sevgili çocuklar aşağıda verilen sudoku etkinliğindeki eksik parçaları tamamlayalım.



# Boyama Zamanı

→ Aşağıdaki resmi boyayalım.

