

4. FASİKÜL

ADI :










SOYADI:

K - k











"K k" harfini tanıma

→ Aşağıdaki varlıkların isimlerini söyleyelim. İsminde "k" sesi olanların kutusunu işaretleyelim.



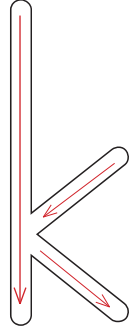
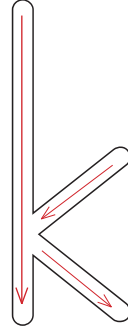
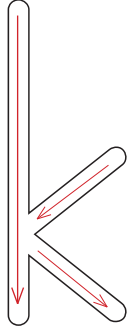
"K k" harfini tanıma

↪ "k" sesi, metnin başında mı ortasında mı yoksa sonunda mı? Altındaki kutucuğa işaretleyelim.



"K k" harfini yazma

↪ Aşağıdaki sesleri ok yönünde sırasıyla boyayalım.



k

k

k

k




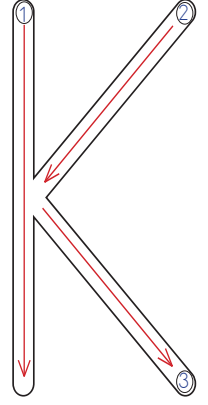
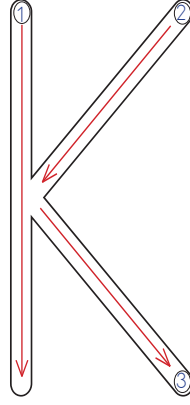
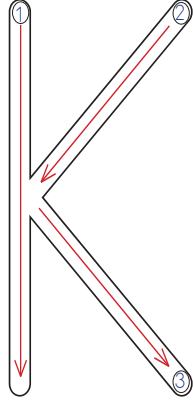
k

k

k

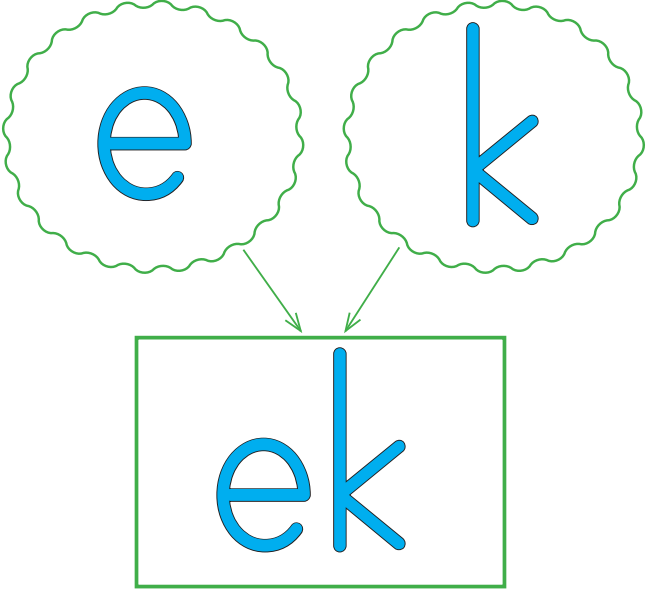
k

"K k" harfini yazma



Sesleri Birleřtirme

→ Ařađıda oluřturulan kelimeleri okuyalım, yazalım.

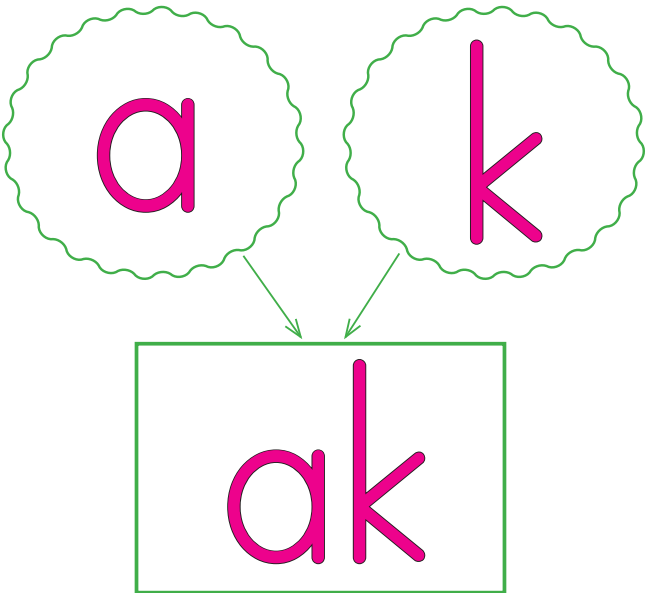


ek

ek

ek

ek



ak

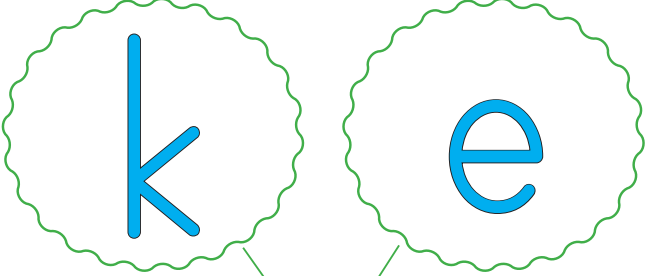
ak

ak

ak

Sesleri Birleřtirme

→ Ařađıda oluřturulan heceleri okuyalım, yazalım.




ke

ke

ke

ke

ke



ka

ka

ka

ka

ka

Hece Oluřturma

→ Ařađıda oluřturulan heceleri okuyalım, yazalım.

ke l kel

ke k kek

ka l kal

Hece Oluřturma

→ Ařađıda oluřturulan heceleri okuyalım, yazalım.

ka k kak


le k lek

la k lak

Kelime Oluřturma

↪ Ařađıda oluřturulan kelimeleri okuyalım, yazalım.

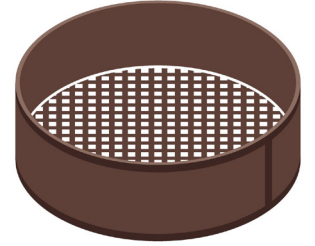
ka le kale kale kale



kale kale kale

kale kale kale

e lek elek elek elek



elek elek elek

elek elek elek

ke lek kelek kelek kelek



kelek kelek

kelek kelek

Kelime Oluřturma

→ Ařađıda oluřturulan kelimeleri okuyalım, yazalım.

ek le ekle ekle ekle ekle ekle

ekle ekle

ekle ekle

kek le kekle kekle kekle kekle

kekle kekle

kekle kekle

kel le kelle kelle kelle kelle

kelle kelle

kelle kelle

Hece Yazma

ke k
kek

ke l
kel

ka k
kak

ka l
kal

le k
lek

la k
lak

ek le
ekle

ak la
akla

le ke
leke

la ke
lake

ka le
kale

ka la
kala

ke ke
keke

kal k
kalk

e ke
eke

a ka
aka

Metin Okuma

→ Aşağıdaki metni okuyalım.

Elek

Ela al

Al Ela al

Ela elek al

Lale 1 kek al

Lale 2 kek al

Al Lale al

Lale kelek elle


Elle Lale elle



Metin Okuma, Yazma

→ Aşağıdaki metni okuyalım. Karşısındaki boş alana yazalım.

Ela  al.

Lale  al.

Ela elek al.

Lale keke  ekle.

Ela keke  ekle.

Lale elekte ekle.

Elekte  ekle.

Lale keke  ekle.

Ekle Lale ekle.

Metin Okuma, Yazma

→ Aşağıdaki metinleri okuyup daha sonra çizgili yere yazalım

ELA

Ela kalk.

Ela kalk  al.

Ela  al  ele.

Ela elekle  ele.

Kalk Ela kalk.



Empty lined box for writing.

Empty lined box for writing.

Empty lined box for writing.

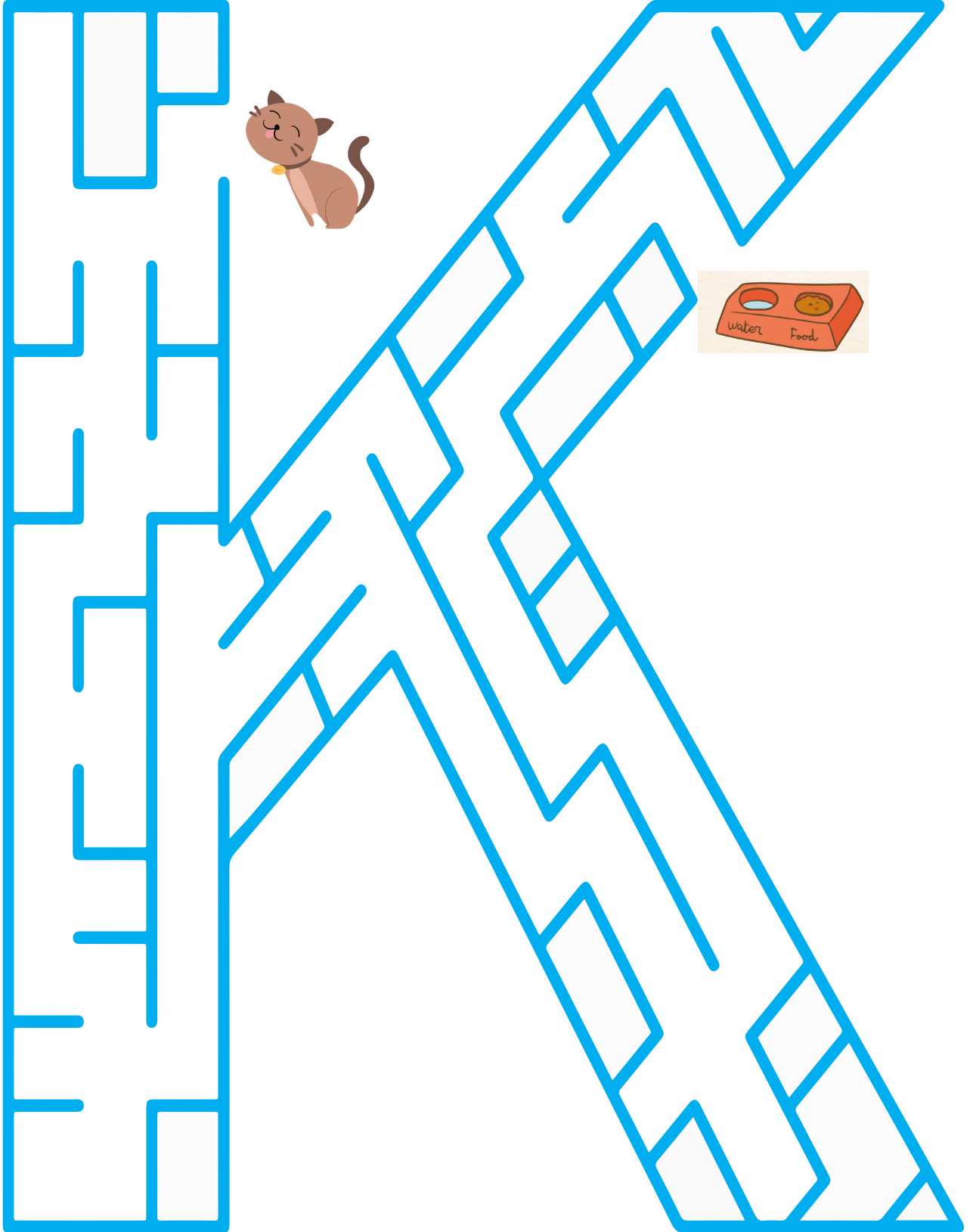
Empty lined box for writing.

Empty lined box for writing.

Empty lined box for writing.

Eğlenme Zamanı

Sevgili çocuklar Pamuk mamasını arıyor. Onu sadece K harfi içindeki labirentten geçirerek mamasına ulaştırın.



Eğlenme Zamanı

Hece ve kelimeleri okuyalım. İstenen renge boyayalım.

ak

ele

elek

leke

kel

kek

elle

kalk

ak

ele

elek

leke

kel

kek

elle

kalk

leke









ele

ele

elek

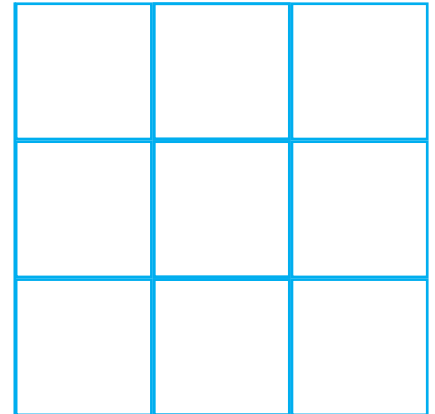

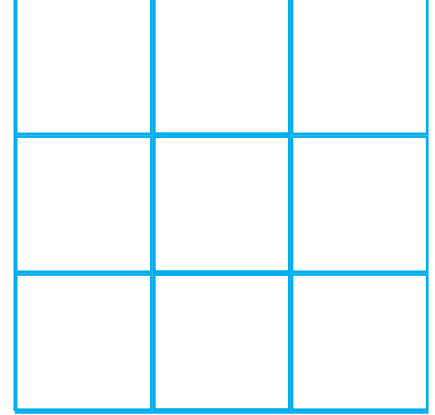

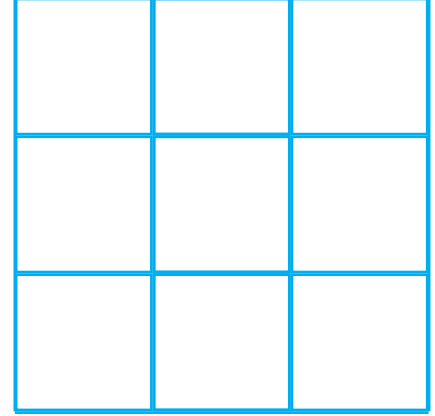




Eğlenme Zamanı

→ Aşağıda verilen parçaları makas yardımı ile kesip verilen şekle uygun olarak birleştirelim.



Eğlenme Zamanı

↪ Aşağıdaki hayvanlar ile renkler eşleştirilmiştir. Yan tarafta verilen boşlukları eşleştirmeye uygun olarak boyayalım.



Eğlenme Zamanı

→ Aşağıdaki hece ve ses örneklerine bakarak alttaki kutucukları uygun şekillerle dolduralım.

kek	ekle	elle	kalk
○	□	△	+

elle	ekle	kalk	kek	elle	ekle

kalk	kek	elle	elle	ekle	kalk

kek	elle	kek	ekle	kalk	elle