


5. FASİKÜL








ADI :

SOYADI:



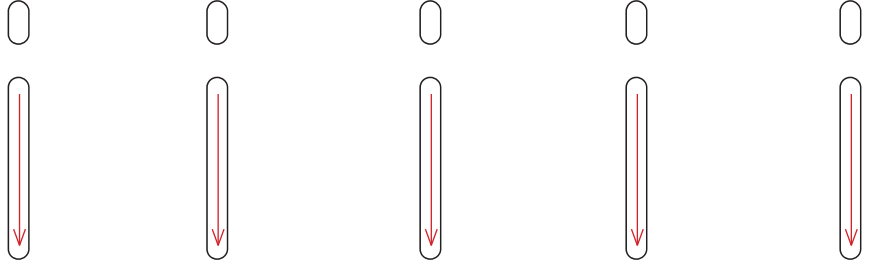
“i i” harfini tanıma

→ Aşağıdaki varlıkların isimlerini söyleyelim. İsminde “i” sesi olanların kutusunu işaretleyelim.



“i i” harfini yazma

↪ Aşağıdaki sesleri ok yönünde sırasıyla yazalım.



Tracing practice line for the letter 'i'.

Tracing practice line for the letter 'i'.

Tracing practice line for the letter 'i'.

Tracing practice line for the letter 'i'.


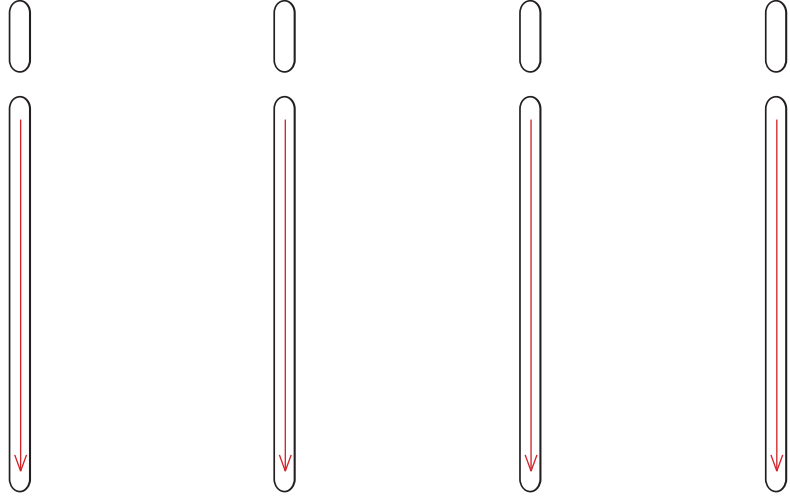
Tracing practice line for the letter 'i'.

Tracing practice line for the letter 'i'.

Tracing practice line for the letter 'i'.

Tracing practice line for the letter 'i'.

“i i” harfini yazma



“i i” harfini yazma




Handwriting practice line for the letter 'i'.

Handwriting practice line for the letter 'i'.

Handwriting practice line for the letter 'i'.

Handwriting practice line for the letter 'i'.

Handwriting practice line for the letter 'i'.



Handwriting practice line for the letter 'i'.

Handwriting practice line for the letter 'i'.

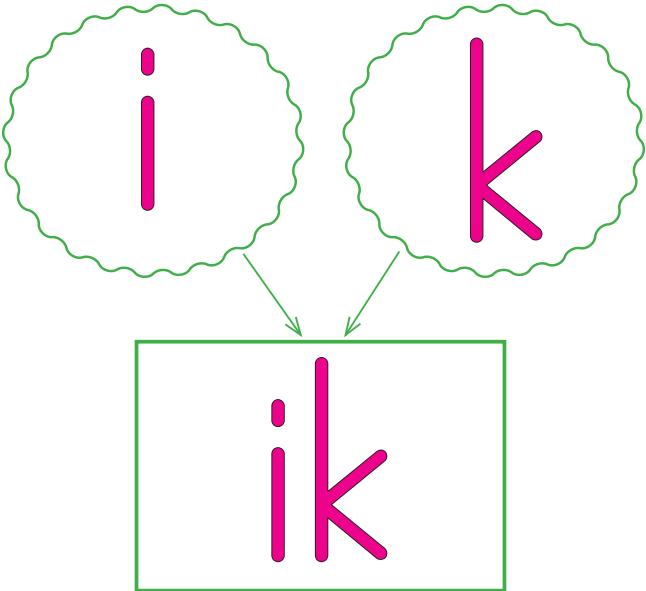
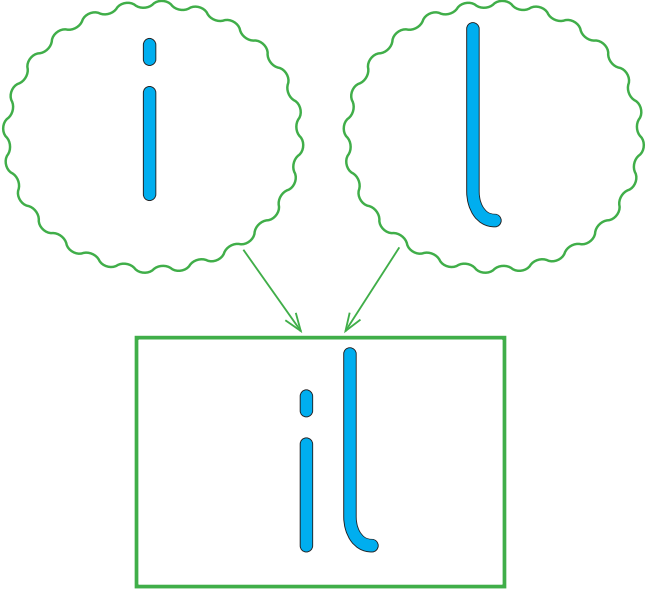
Handwriting practice line for the letter 'i'.

Handwriting practice line for the letter 'i'.

Handwriting practice line for the letter 'i'.


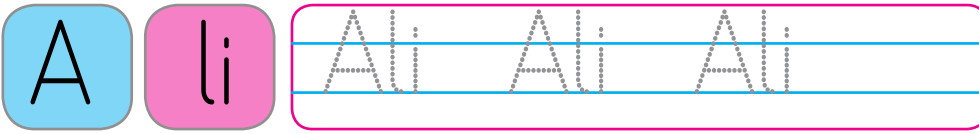

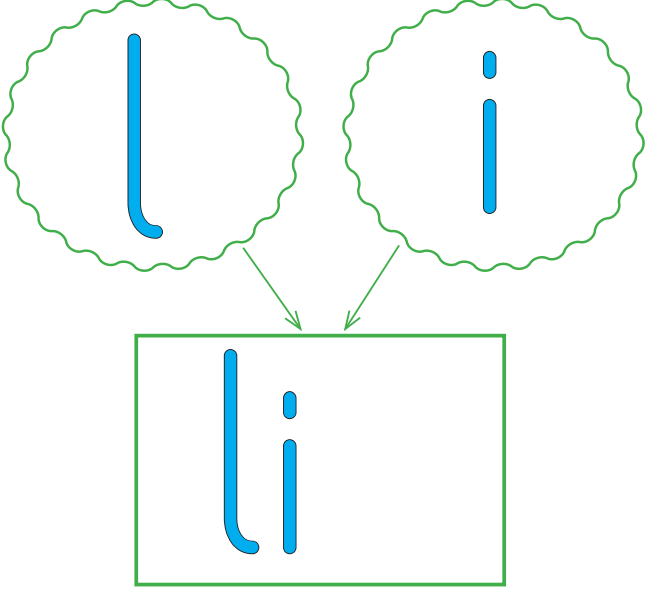
Sesleri Birleřtirme

→ Ařađıda oluřturulan heceleri okuyalım, yazalım.




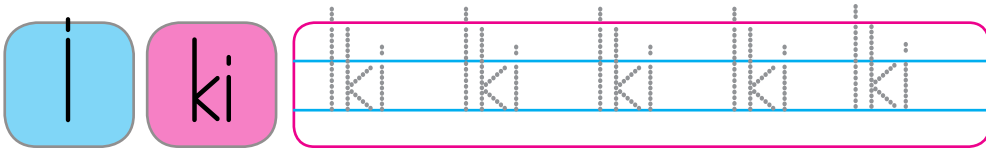

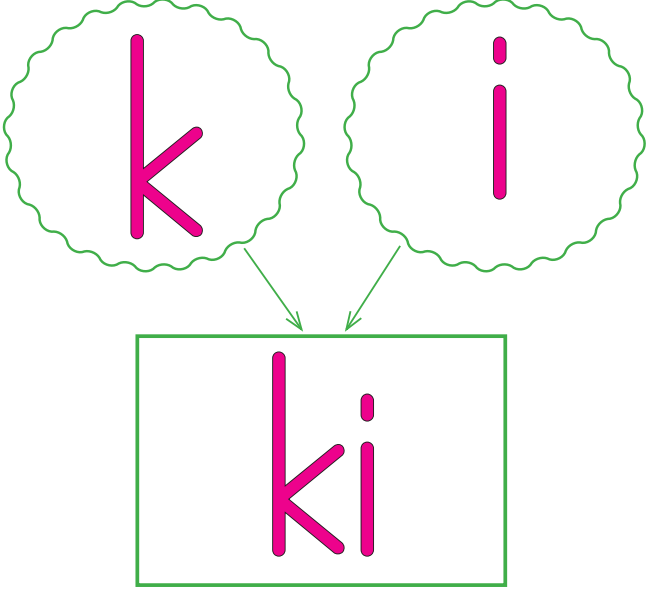
Sesleri Birleřtirme

→ Ařađıda oluřturulan heceleri okuyalım, yazalım.



Sesleri Birleřtirme

→ Ařađıda oluřturulan heceleri okuyalım, yazalım.



Hece Oluřturma

↪ Ařađıda oluřturulan heceleri okuyalım, yazalım.

ki

l

kil kil kil kil kil kil

Blank handwriting practice line for the syllable 'kil'.

Blank handwriting practice line for the syllable 'kil'.

ki

k

kik kik kik kik kik kik

Blank handwriting practice line for the syllable 'kik'.

Blank handwriting practice line for the syllable 'kik'.

li

l

lil lil lil lil lil lil

Blank handwriting practice line for the syllable 'lil'.

Blank handwriting practice line for the syllable 'lil'.

Hece Oluřturma

↪ Ařađıda oluřturulan heceleri okuyalım, yazalım.

li k lik lik lik lik lik lik

Blank handwriting practice line for the word 'lik'.

Blank handwriting practice line for the word 'lik'.

Blank handwriting practice line for the word 'lik'.

il k ilk ilk ilk ilk ilk ilk

Blank handwriting practice line for the word 'ilk'.

Blank handwriting practice line for the word 'ilk'.

Blank handwriting practice line for the word 'ilk'.

Hece Yazma

→ Aşağıda oluşturulan heceleri okuyalım, yazalım.

ki l
kil

ki k
kik

li k
lik

li l
lil

il k
ilk

i le
ile

e li
eli

e ki
eki

i li
ili

el li
elli

ek li
ekli

il ke
ilke

A li
Ali

il le
ille

il la
illa

kil li
killi

Metin Okuma

→ Aşağıdaki metni okuyalım.

Elli

Ela elli lale al.

İlke lale ek

Ali keke  ekle

İlke iki kekik al

Ali keklik elle

Lale  ilikle

İlke Ali ile kek al.

Ela lila lale ek.



Metin Okuma, Yazma

→ Aşağıdaki metni okuyalım. Karşısındaki boş alana yazalım.

Ali keke  ekle.



İlke iki kek al.

Ela keki elle.

İlke iki  al.



Ela ile İlke ikili.

Ali ile Late aile.

İlke elekte  ele.



Late kektik al.

Ali kekik ek.

Okuma Metinleri

→ Aşağıdaki metinleri okuyalım.

KEKLİK

Ali keklık elle.
Elle Ali elle.
İlke keklık elle.
Elle İlke elle.
Ali ile İlke elle.



ALİ

Ali iki kek al.
İlke keke 🍞 ekle.
Ali keke 🥚 ekle.
Ekle İlke ekle.
Ekle Ali ekle.



Okuma Metinleri

→ Aşağıdaki metinleri okuyalım.

ALİ İLE İLKE

Ali elli kelek al.
İlke ile Ela el ele.
İlke elek lekeli.
Ali İlke ile kal.
İlke ile kek al.



AİLE

Ali kel keklük elle.
Elli lale ek.
İlke keki elle.
İlke iki lale ek.
Ali ile İlke aile.



Eşleştirme

↪ Görsellerle kelimeleri eşleştirelim.

El

Keklik

Ali

Elek

Lekeli

İki



Sözcük Arama

→ Aşağıdaki kelimeleri bulmacada bulalım. Bulduğumuz kelimelerin yanındaki kutucuğa işaret koyalım.

iki ille illa
 Ali İlke kekik
 elli kil kekkik

a	k	l	e	i	l	l	e	e
l	l	i	i	l	a	k	k	a
k	a	a	e	i	i	l	l	a
a	a	i	k	i	a	e	i	a
e	e	l	k	e	k	l	i	k
i	k	e	k	i	k	a	a	k
a	i	e	l	e	l	l	i	a
k	i	l	a	a	e	i	l	a

Hızlı Okuma

→ Aşağıdaki metinleri 5 defa okuyalım.

Ali

Ali al.

Ali kek al.

Ali iki kek al.

Ali kekikli iki kek al.



İlke

İlke ekle.

İlke kekik ekle.

İlke keke kekik ekle.

İlke keke kekik ekle al.



Ali

Ali ek.

Ali lale ek.


Ali iki lale ek.

Ali kalk iki lale ek.





Dikkat Etkinlikleri

→ Aşağıdaki okul servisini okula ulaştıralım.



→ Şempanze Koko çok acıkmış, onu çok sevdiği muzlara ulaştıralım.




Dikkat Etkinlikleri

↪ Aşağıdaki boşluklara meyvelere ait olan ses veya heceleri yazalım ve okuyalım.



il



kik



li




le



el



kek



ke



ki



Blank writing area for the first activity.



Blank writing area for the second activity.



Blank writing area for the third activity.



Blank writing area for the fourth activity.



Blank writing area for the fifth activity.



Blank writing area for the sixth activity.

6. FASİKÜL

ADI :













SOYADI:

N - n










"N n" harfini tanıma

→ Aşağıdaki varlıkların isimlerini söyleyelim. İsminde "n" sesi olanların kutusunu işaretleyelim.








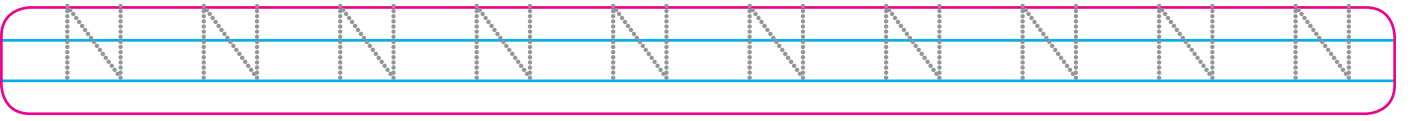
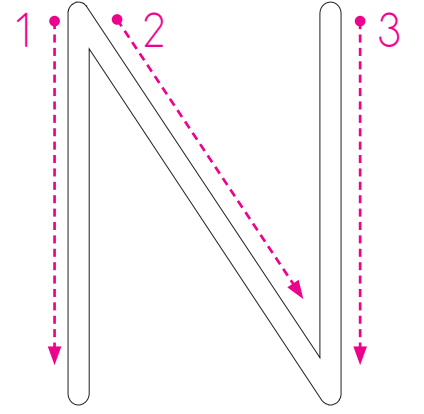
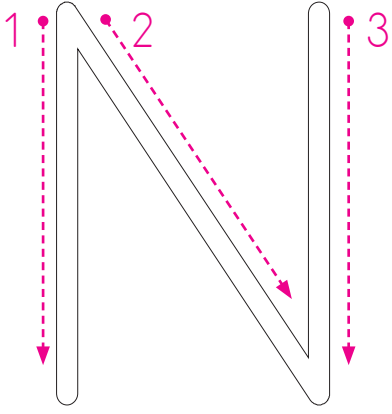


Başında-Ortasında-Sonunda

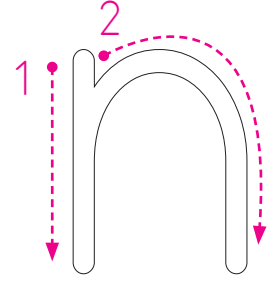
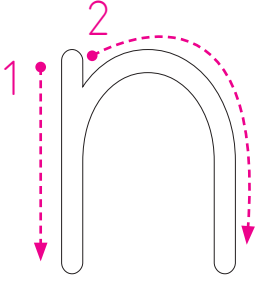
↪ Aşağıdaki varlıkların adında "n" sesi başta ise baştaki kutuyu, ortada ise ortadaki kutuyu, sonda ise sondaki kutuyu işaretleyelim. Birden fazla "n" sesi varsa birden fazla kutuyu işaretleyelim.



"N n" harfini yazma



"N n" harfini yazma



n n n n n n n n n n n

n n n n n n n n n n n

n n n n n n

n n n n n

n n n n

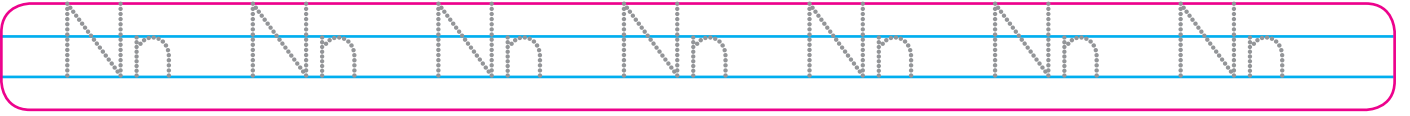
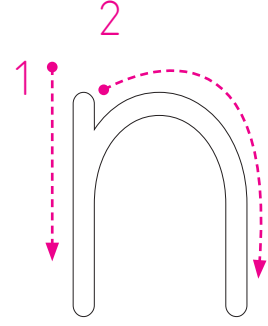
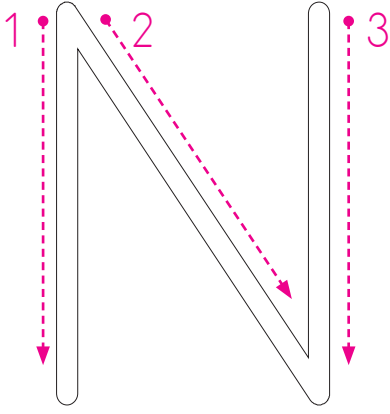
n n n

n

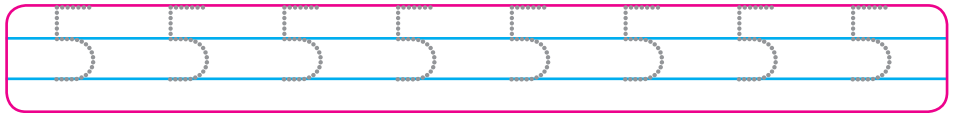

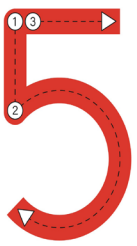
n

n

"N n" harfini yazma



↪ Aşağıdaki elmaları kırmızıya boyayalım, beş rakamını yazalım.



Sesleri Birleřtirme

→ Ařađıda oluřturulan kelimeleri okuyalım, yazalım.

a → an

n → an

an an an an an an

an

an

e → en

n → en

en en en en en en

en

en

i → in

n → in

in in in in in in in

in

in

n → ne

e → ne

ne ne ne ne ne ne

ne

ne

Sesleri Birleřtirme

↪ Ařađıda oluřturulan kelimeleri okuyalım, yazalım.

n
a → na

na na na na na na na

na

na

n
i → ni

ni ni ni ni ni ni ni

ni

ni

an ne → anne

anne anne anne anne

anne

anne

na ne → nane

nane nane nane nane

nane

nane

Hece Birleřtirme

→ Ařađıda oluřturulan kelimeleri okuyalım, yazalım.

ni ne
nine

nine nine nine nine

nine

nine

an la
anla

anla anla anla anla

anla

anla

en li
enli

enli enli enli enli enli

enli

enli

na l
nal

nal nal nal nal nal

nal

nal

Hece Birleřtirme

→ Ařađıda oluřturulan kelimeleri okuyalım, yazalım.

i lan

ilan

ka an

kaan

na il

Nail

i nal

İnal

i nan

İnan

e kin

Ekin

na lan

Nalan

ke nan

Kenan

ni l

Nil

il ke

İlke

ka lan

Kalan

nin ni

Ninni

Hece Birleřtirme

↪ Ařađıda oluřturulan kelimeleri okuyalım, yazalım.

ni ne ni

an ne ne

an ne nin

e li ne

na ne li

a la na

e ki ni

e ni ne

e lin le

na kil

e nik

i lik le


a na

ka lan

ki n

Eğlenme Zamanı

Sevgili çocuklar aslan Simba ormanı arıyor. Onu sadece N harfi içindeki labirentten geçirerek ormana ulaştırın.



Okuyalım, yazalım.

Anne nane al.




Ekin nineni anla.



Nail eline nal al.



Nalan annene inek al.



Kenan Nil ile kekik ek.



Ninni Nalan ninni.



Okuyalım, yazalım.

İnal elinde 2 kek al.



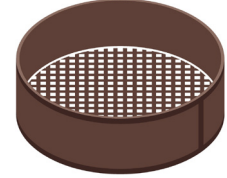
Kaan elin lekeli.



Ekin ile Nalan el ele.



Nalan enli elek elle.



Kenan eline ilan al.



Alkan annenle kal.



Okuyalım, yazalım.

EK

Nalan ek.

Nalan lale ek.

Nalan Nail ile lale ek.

Nail elinle lale ek.


Nalan alana lale ek.

Nail elinle elli lale ek.



Eğlenme Zamanı

→ Aşağıdaki görsellerin adlarını altına yazalım.



→ Aşağıda karışık olarak verilen harflerle anlamlı sözcükler oluşturalım.

n-i-e-k

e-a-n-n

a-N-l-a-n




k-i-i

l-e-i-l

l-N-a-i


Eğlenme Zamanı

↪ Aşağıda bütün olarak verilen meyvelerin yarımalarını bulalım.



Eğlenme Zamanı

↪ Aşağıda verilen resimleri gölgeleri ile eşleştirelim.



↪ Aşağıdaki görsellerde eksik olan kısımları makas yardımı ile kesip tamamlayalım.

