




OKUMA YAZMA FASİKÜLLERİ

9.

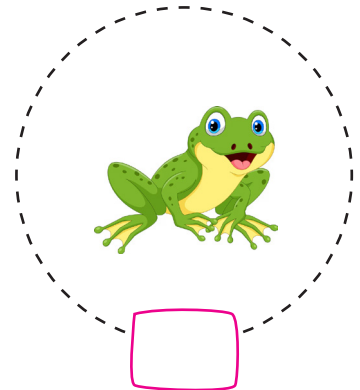
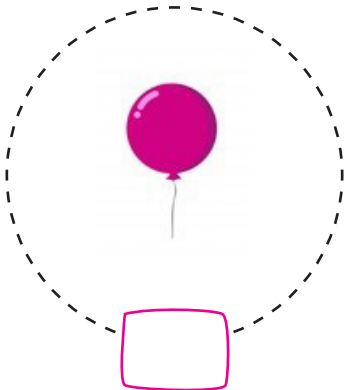
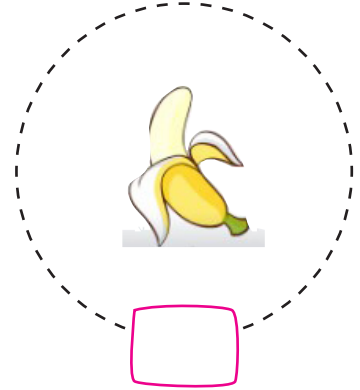
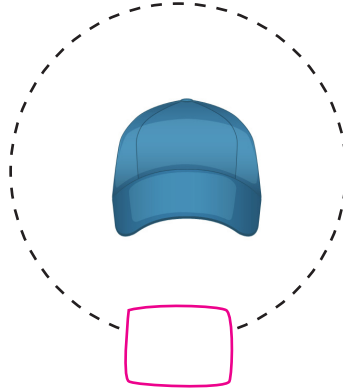
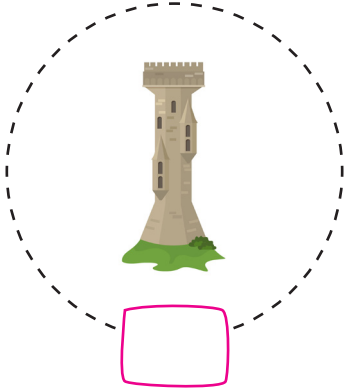
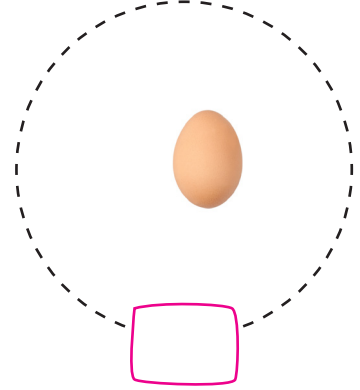
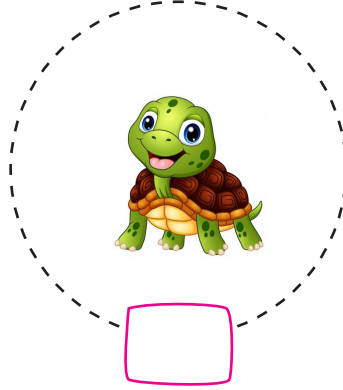
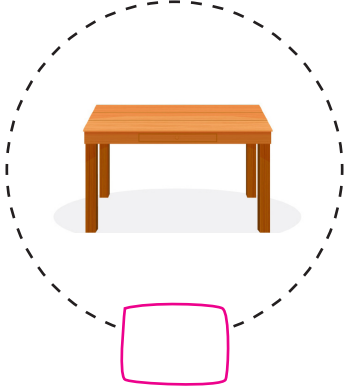
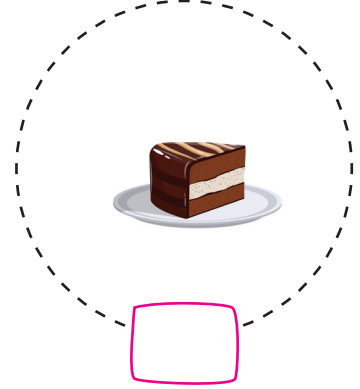
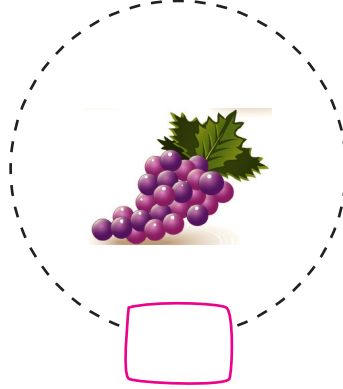
Fasikül



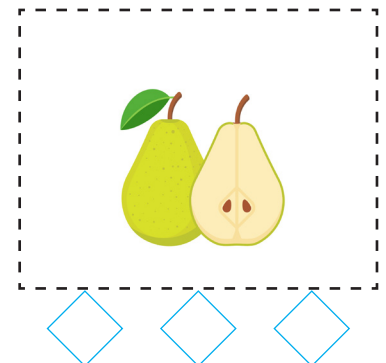
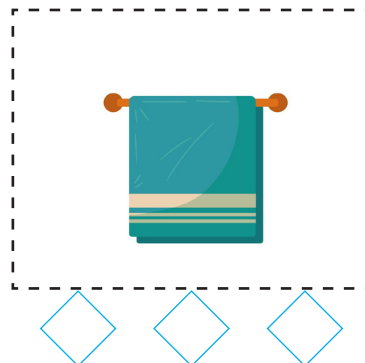
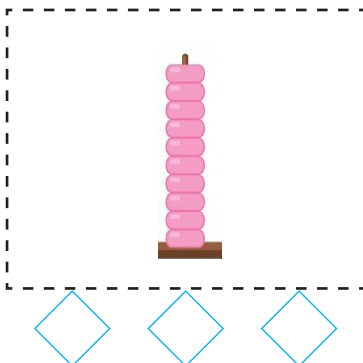


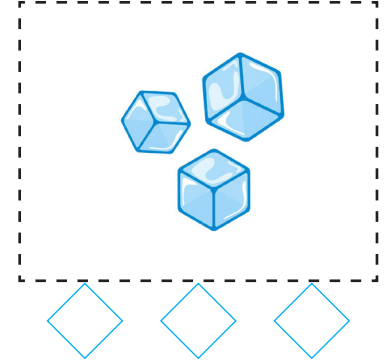
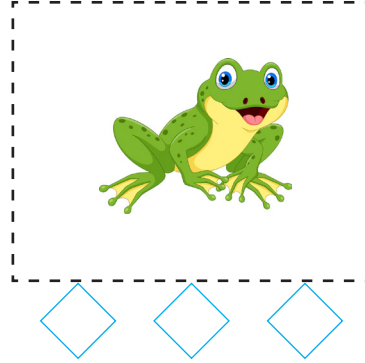
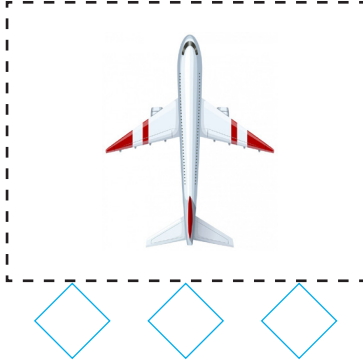
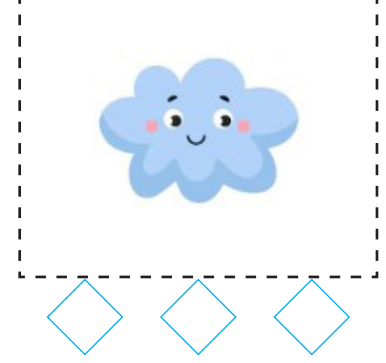

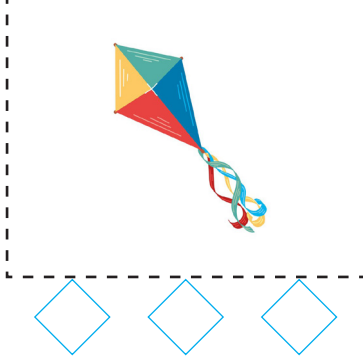
sonerhoca.net


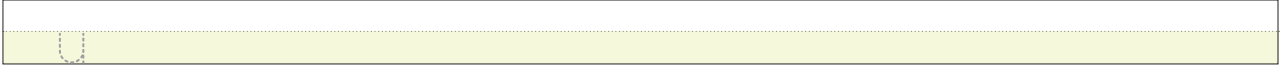
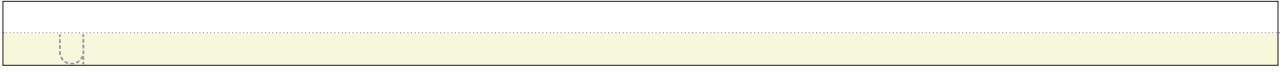
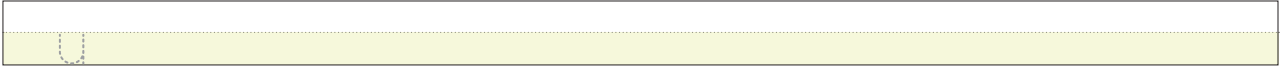
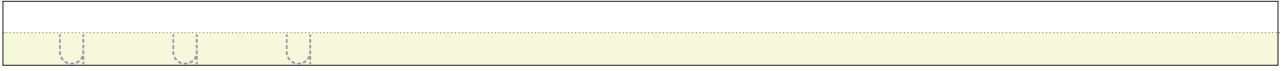



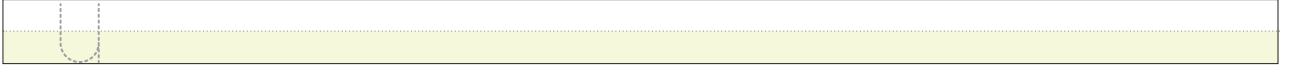

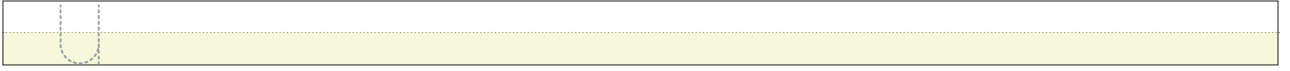

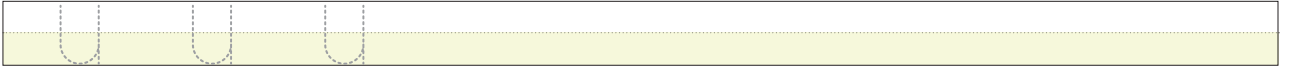
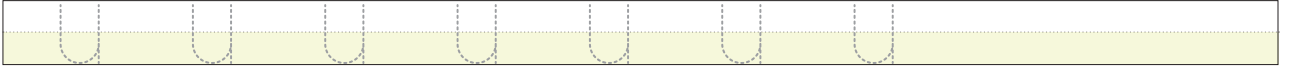
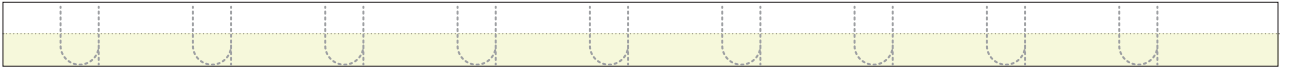
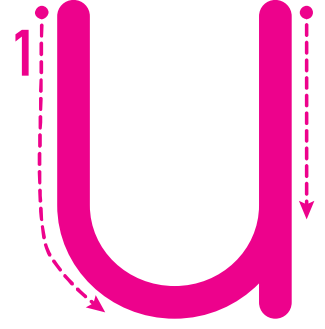
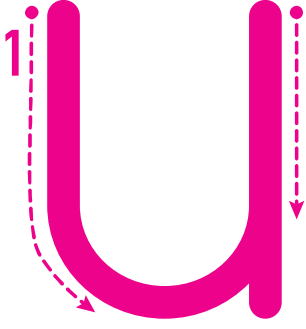
→ Adında "u" sesi bulunan varlıkları işaretleyelim.






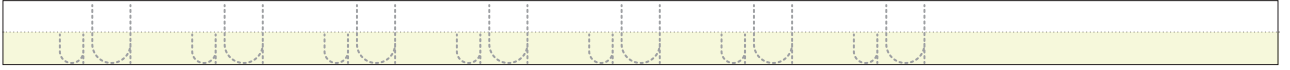
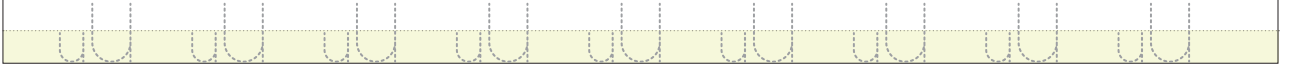
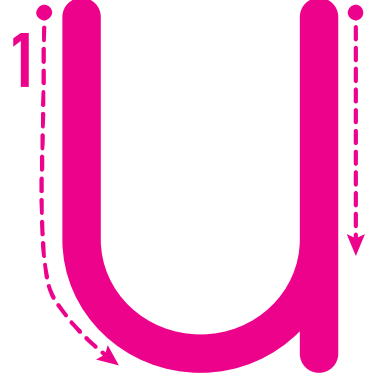


→ "u" sesi, görselin başında mı ortasında mı yoksa sonunda mı? Altındaki kutucuğa işaretleyelim.









➔ Aşağıdaki heceleri okuyalım, yazalım.

u
n → un

un

un

u
t → ut

ut

ut

u
l → ul

ul

ul

u
k → uk

uk

uk

n
u → nu

nu

nu

t
u → tu

tu

tu

➔ Aşağıdaki heceleri okuyalım, yazalım.

l
u → lu

lu

lu

k
u → ku

ku

ku

ku
l → kul

kul

kul

o
nu → onu

onu

onu

o
ku → oku

oku

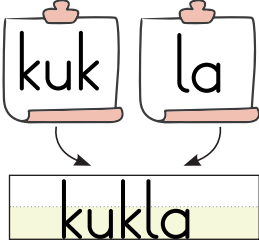
oku

ko
lu → kolu

kolu

kolu

➔ Okuyalım, yazalım.



kukla

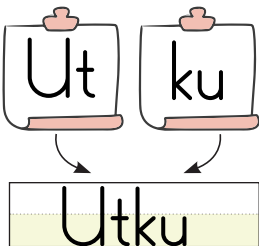
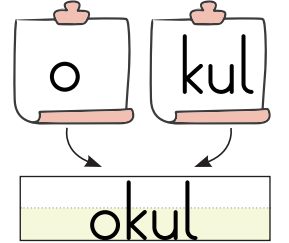
kukla

İnan kukla kullan.

okul

okul

Ali o Tuna'nın okulu.



Utku

Utku

Utku o nane kokulu.

→ Okuyalım, yazalım.



tut kal

tutkal

tutkal

tutkal

Okan tutkal kutulu.

kule

kule

Kenan o kule kumlu.



ku le

kule



kol tuk

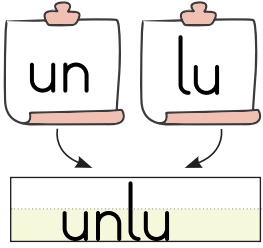
koltuk

koltuk

koltuk

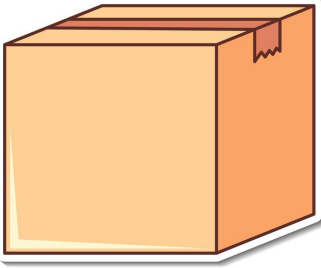
Onan o koltuk annenin.

➔ Okuyalım, yazalım.



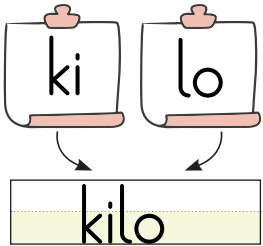
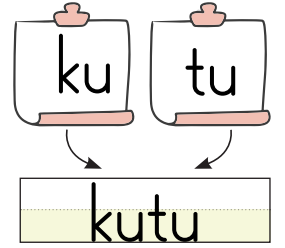
unlu

Emel o kek unlu mu?



kutu

Kaan o kutu kliti.



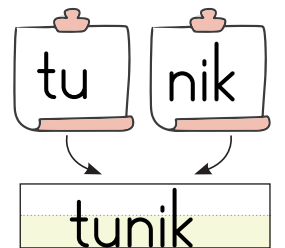
kilo

Kenan o on kilo mu?



tunik

Nalan o tunik ilki mi?



➔ Aşağıdaki heceleri okuyalım, yazalım.

ko ku

ol tu

ok lu

on lu

ko nu

ot lu

Tu na

on luk

u nut

ku lak

ko nuk

kut la

ku lak lı

kol luk lu

o nun la

- ➔ Metni 4 defa okuyalım. Her okumanın ardından bir balon boyayalım. Boş bırakılan yerlere metni yazalım.

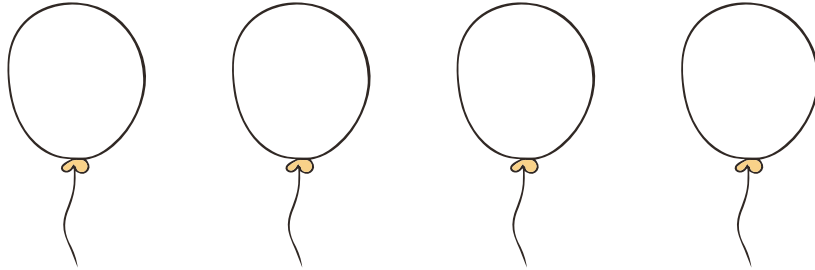
KOLLUK

Anne o kolluk.

○ kolluk Ekin'in.

○ kolluk lekeli.

Nine ona kolluk al.



- ➔ Metni 4 defa okuyalım. Her okumanın ardından bir tavşan boyayalım. Boş bırakılan yerlere metni yazalım.


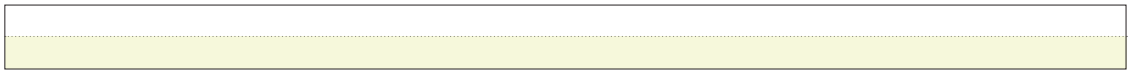



OKU OKAN OKU

Okan ile Tuna okullu.

Oku Tuna oku.


Oku Okan oku.

Tek, tek oku.



➔ Görsellerin başındaki numaraları uygun cümlelerin başındaki daireye yazalım.

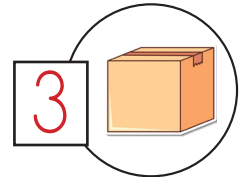
Onan o tutkal mı?



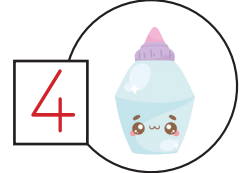
Lale koluna kolluk tak.



Utku o kutu lekeli.



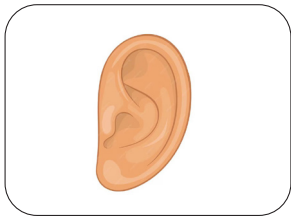
Tuna o kule Nil'in.



Nalan keke un ekle.



➔ Aşağıda verilen görsellerin adlarını yazalım.



➔ Aşağıdaki metni üç defa okuyalım, her okumada bir uçurtmayı boyayalım.

UTKU

Utku al.

Utku kakao al.

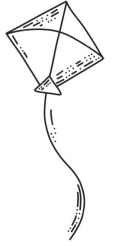
Utku kokulu kakao al.

Utku ninene kokulu kakao al.

Utku kokulu kakao al.

Utku kakao al.

Utku al.



➔ Aşağıda karışık olarak verilmiş hecelerden anlamlı kelimeler oluşturup yazalım.

kul - o

nuk - ko

u - kan - nut

luk - ton

kal - tut

tuk - kol

