




OKUMA YAZMA FASİKÜLLERİ

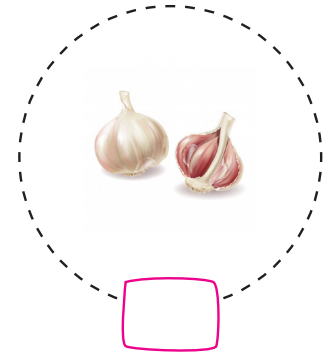

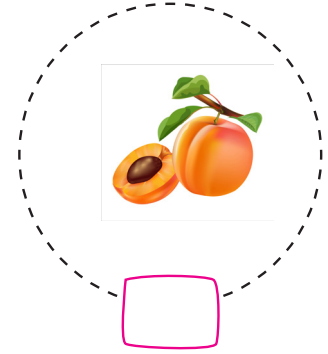
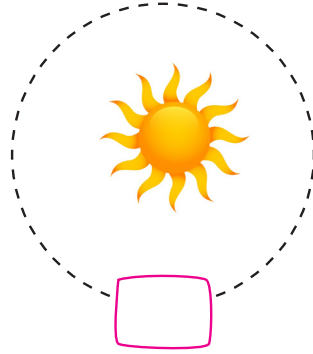
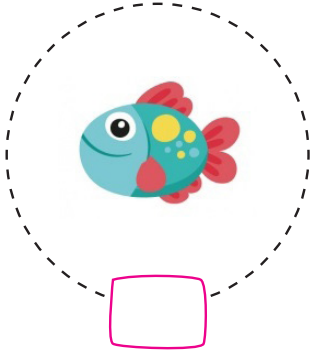
11.
Fasikül



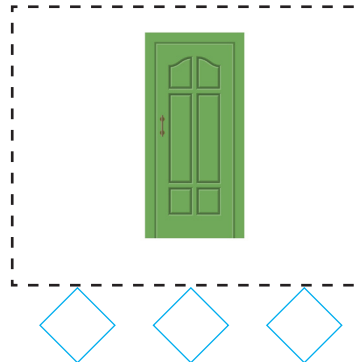




sonerhoca.net











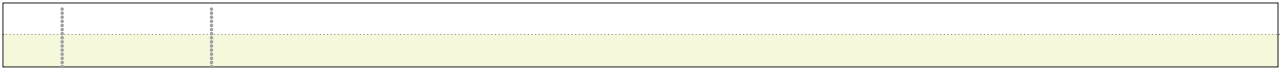

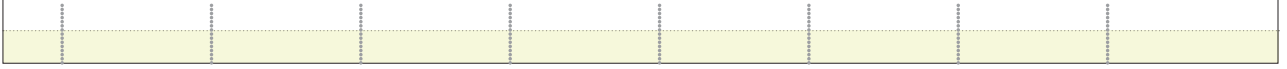
➔ Adında "ı" sesi bulunan varlıkları işaretleyelim.







➔ "ı" sesi, görselin başında mı ortasında mı yoksa sonunda mı? Altındaki kutucuğa işaretleyelim.









i
n

in
in

i
t

it
it

i
l

il
il

i
k

ik
ik

i
r

ir
ir

n
i

ni
ni

t
i

ti
ti

l lı

ı

ı

k kı

ı

ı

r rı

ı

ı

kı kır

r

ı

tı tır

r

ı

tı tık

k

ı

lı lık

k

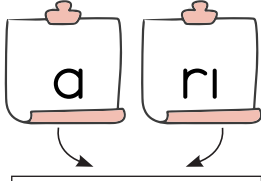
ı

➔ Okuyalım, yazalım.



arı

arı



arı


Tatlı arı otlara kon.

altı

altı

Altın altı kilo et al

6




altı



tirtil

tirtil



tirtil

Rana o tirtil ne renk?

➔ Okuyalım, yazalım.

İ tır İtir

kı tır kıtır

İtir altı kıtır ekmek al.

A kın Akın

ka lın kalın

Akın kalın atlet katla.

A nıl Anıl

at kı atkı

Anıl renkli atkı al.

➔ Okuyalım, yazalım.

al tın

altın

ta kı

takı

altın

takı

Nalan altın takı tak.

ka tı

kati

a tık

atık

kati

atık

Ekin kati kati kati atık at.

tat lı

tatlı

ki na

kına

tatlı

kına

Okan o tatlı kınalı keklik.

➔ Okuyalım, yazalım.

Ta rık

tar tı

kı rık

Tarı

tarı

kırık

Tarı o tarı kırık

kat lı

a nıt

ta nıt

katlı

anıt

tanıt

Rana altı katlı anıt tanıtı.

tır tık

ar tık

kı rık


tirtik

artık


kırık

Kenarları tirtikli koltuk artık kırık.


ka tıl




ı lık



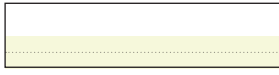
a kıl




ta kıl




ta nık




ta nı




ka tı




ka nıt




kat kı




at lı




ak lı




a kıt




kı lık



tır nak



kı ta



to ka lı

kı na lı

a kıl lı

at kı lı

ki ra lık

ka ran lık

ku lak lık

ka lın lık

a lın tı

ka lın tı

tı kır tı

a nı lar



Akın kalın atkı tak.

İtir o kareli koltuk kink



Tanık kink tel tirtikli

Nuran ona kuralı anlattı.



Anıl altı katı atık attı.



→ Metni 4 defa okuyalım. Her okumanın ardından bir balon boyayalım. Boş bırakılan yerlere metni yazalım.

ITIR


Itir oturak tık tık etti.

Itir oturak artık kırık.

Kenarları tırtıklı.

Artık o bir katı atık.

Onu atık kutuna ekle.



Blank writing line with a yellow background.

Blank writing line with a yellow background.

Blank writing line with a yellow background.

Blank writing line with a yellow background.

Blank writing line with a yellow background.

➔ Metni 4 defa okuyalım. Her okumanın ardından bir balon boyayalım. Boş bırakılan yerlere metni yazalım.

TATLI ARI

Tatlı arı otlara kon.

Ton ton tirtıla otları tanıt.

Tirtıl ile kanka ol.

Tatlı arı ona anılarını anlat.

Tatlı arı kulaklık takar.

Tirtıl ile kırlara otururlar.



Blank writing line with a dashed line for tracing.

Blank writing line with a dashed line for tracing.

Blank writing line with a dashed line for tracing.

Blank writing line with a dashed line for tracing.

Blank writing line with a dashed line for tracing.

Blank writing line with a dashed line for tracing.

Tarık.

Tarık al.

Tarık tatlı al.

Tarık altı tatlı al.

Tarık altı tane tatlı al.

Tarık altı tatlı al.

Tarık tatlı al.

Tarık al.

Tarık.



Taktı.

Anıl taktı.

Anıl atkı taktı.

Anıl kalın atkı taktı.

Anıl altı kalın atkı taktı.

Anıl kalın atkı taktı.

Anıl atkı taktı.

Anıl taktı.

Taktı.



→ Aşağıda görsellerin adlarını altlarına yazalım.



→ Karışık olarak verilen kelimelerden kurallı cümle oluşturalım.

✿ tak

✿ İtir

✿ altın

✿ takı

✿ alma

✿ Tarık

✿ kıtır

✿ ekmek

✿ Anıl

✿ attı

✿ yem

✿ atına