




OKUMA YAZMA FASİKÜLLERİ

10.



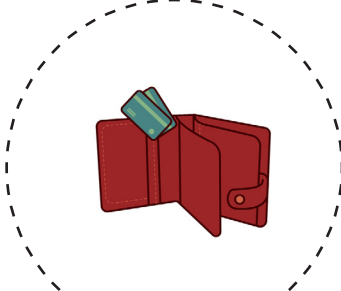
Fasikül







sonerhoca.net







➔ Adında "r" sesi bulunan varlıkları işaretleyelim.




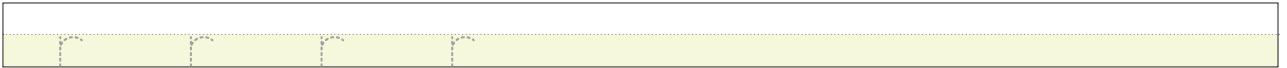

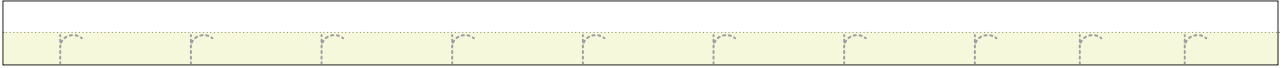

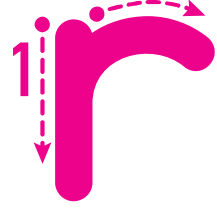

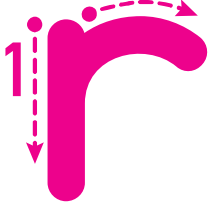


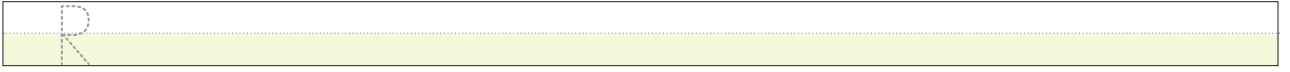

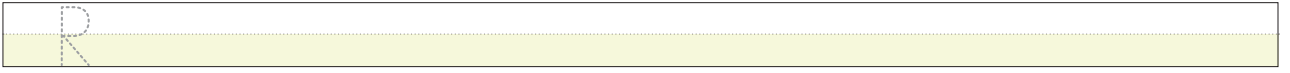
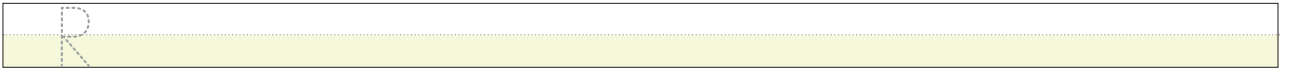
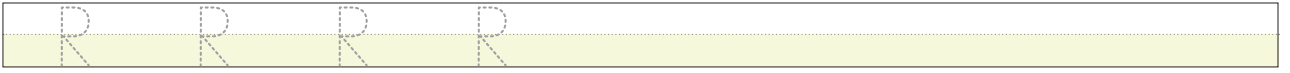

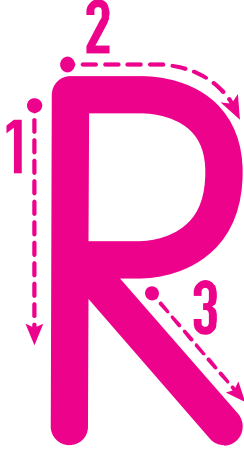
➔ "r" sesi, görselin başında mı ortasında mı yoksa sonunda mı? Altındaki kutucuğa işaretleyelim.




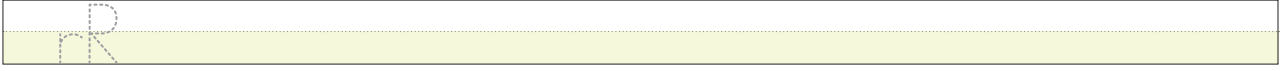

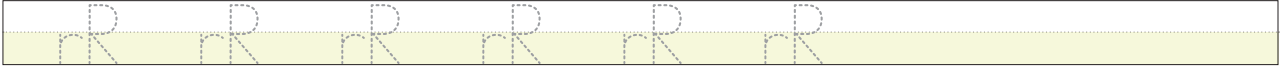
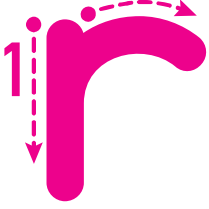
     

➔ Aşağıdaki varlıkları inceleyelim, içinde "r" sesi olanları boyayalım.









➔ Okuyalım, yazalım.

a
r → ar

ar

ar

e
r → er

er

er

i
r → ir

ir

ir

o
r → or

or

or

u
r → ur

ur

ur

r
a → ra

ra

ra

➔ Okuyalım, yazalım.

r
e → re

re

re

r
i → ri

ri

ri

r
o → ro

ro

ro

r
u → ru

ru

ru

na
r → nar

nar

nar

ka
r → kar

kar

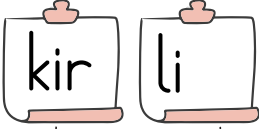
kar

➔ Okuyalım, yazalım.



kirli

kirli



Ali o koltuk kirli.

kirli

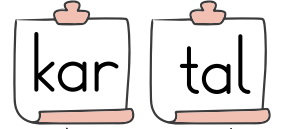
kartal



kartal



Kaan, o kartal atletik.

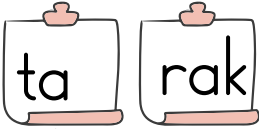


kartal



tarak

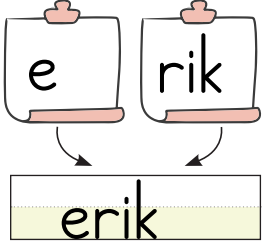
tarak



Nalan tarak ile tıra.


tarak

➔ Okuyalım, yazalım.



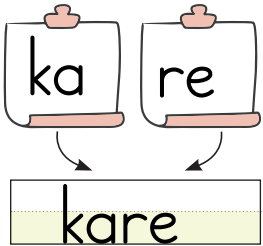
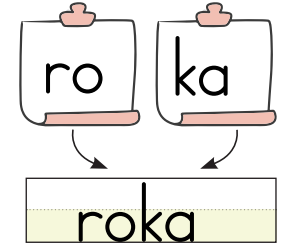
erik

Tuna on erik al.



roka

Utku, Umut ile roka al.



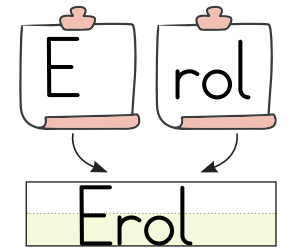
kare

Altan, kare kek al.

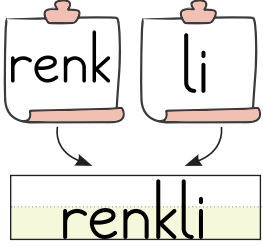


Erol

Erol kokulu tane ekti.



➔ Okuyalım, yazalım.



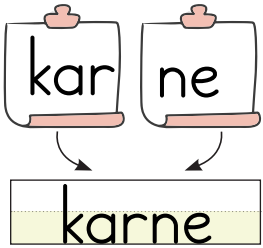
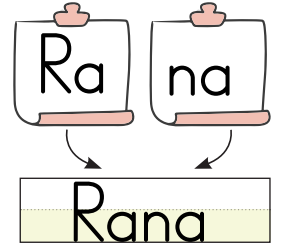
renkli

Kaan renkli renkli okur.



Rana

Rana o kurt.



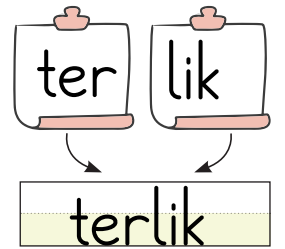
karne

Orkun karneni al.



terlik

○ terlik ne renk?



➔ Okuyalım, yazalım.

Nur ten

or tak

Er kan

Nurten ortak Erkan Erkan

Nurten ile Erkan ortak

Ka ran

Er tan

ne re li

Karan Ertan nereli

Karan, Ertan nereli?

Ta ner


ar ka

te ker lek


Taner arka tekerlek kirlı

➔ Okuyalım, yazalım.


te r




ko r




ki r




ku r




ka ra




ko ro




a kar




o kur




e ker




a tar




ar ka




o tur




or ta



ku ru



kur t



➔ Okuyalım, yazalım.

kar t

tar t

ren k

tur na

tar la

ar tar

kur tar

ter li

kar ne

tur la

to run

kor na

re kor

ke nar

or tak

➔ Okuyalım, yazalım.

ku ru la

or ta la

ka re te

ka ra la

te ker lek

An ka ra

➔ Aşağıdaki isimleri tekrar yazalım.

Nurten

Taner

Ertan

Erkan

Eren

Rana

Onur

Orkun

Karan

- ➔ Metni 4 defa okuyalım. Her okumanın ardından bir balon boyayalım. Boş bırakılan yerlere metni yazalım.

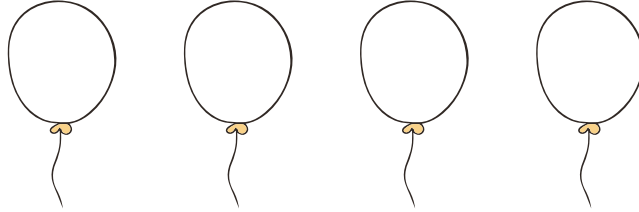
Karan

Karan okur.

Karan teker teker okur.

Karan teker teker renkli okur.

Karan teker teker renkli kareleri okur.



→ Aşağıdaki metinleri 4 defa sesli bir şekilde okuyalım.

Kirli.

kirli.

teker kirli.

Orkun o teker kirli.

teker kirli.

kirli.

Kirli.



Otur.

Kurt otur.

Kara kurt otur.

Kara kurt annenle otur.

Kara kurt otur.

Kurt otur.

Otur.



→ Görsellerin altlarındaki boş alanlara isimlerini yazalım.



