




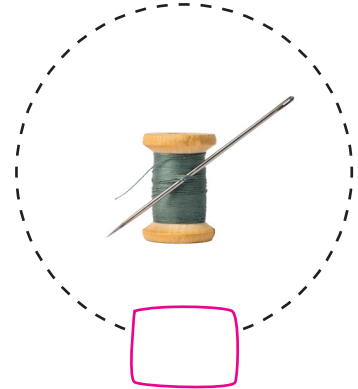
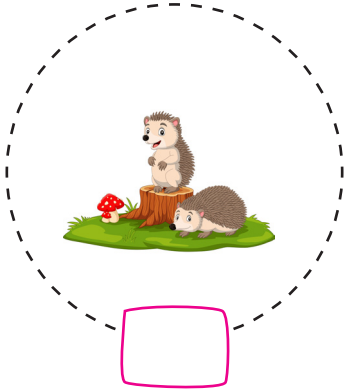


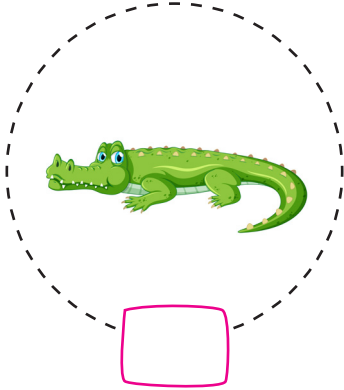
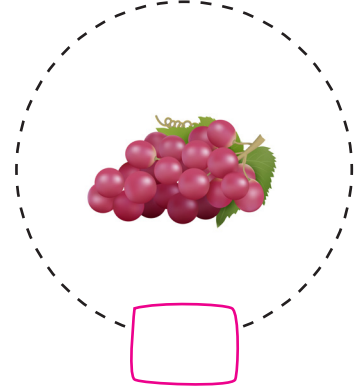




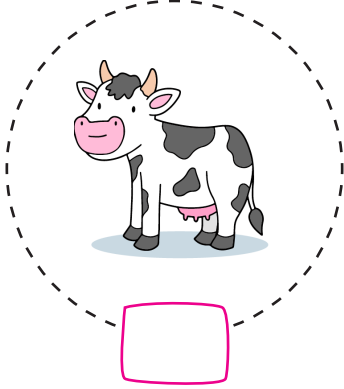
OKUMA YAZMA FASİKÜLLERİ

5.




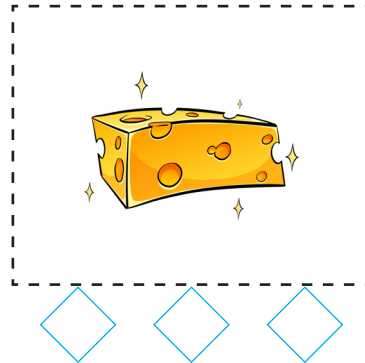



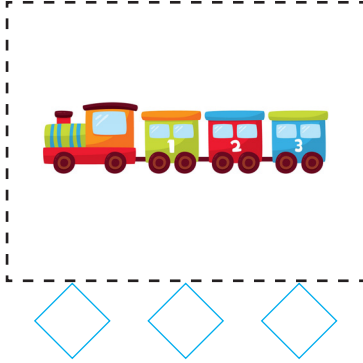


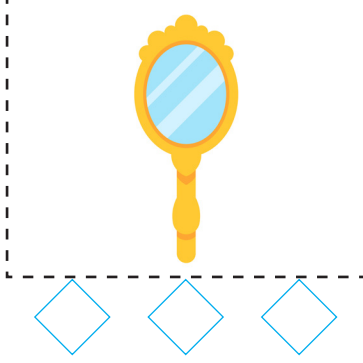
Fasikül









➔ Adında "i" sesi bulunan varlıkları işaretleyelim.











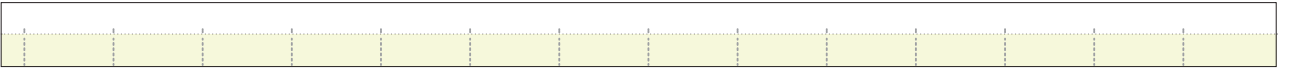


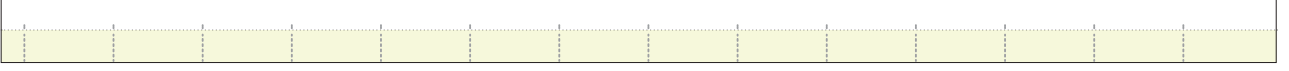

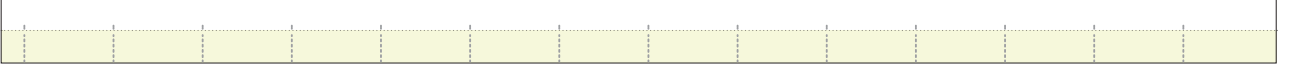


→ "i" sesi, görselin başında mı ortasında mı yoksa sonunda mı? Altındaki kutucuğa işaretleyelim.







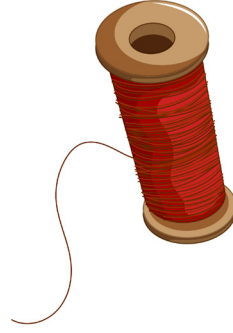



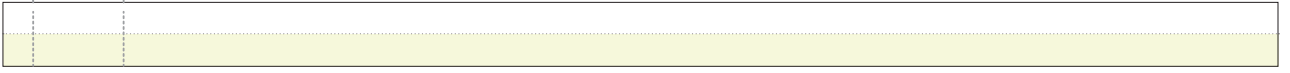
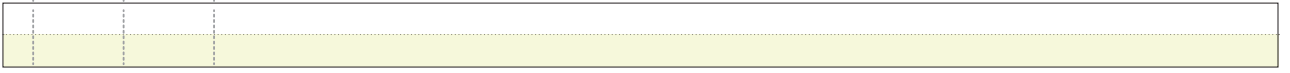

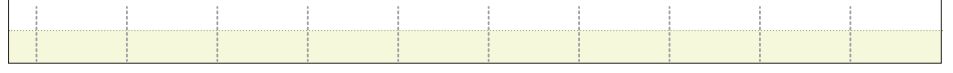

→ İsminde "i" sesi bulunan görseli boyyalım.











"i, i" harflerini bulalım.

A N i n

e i n l


i i a

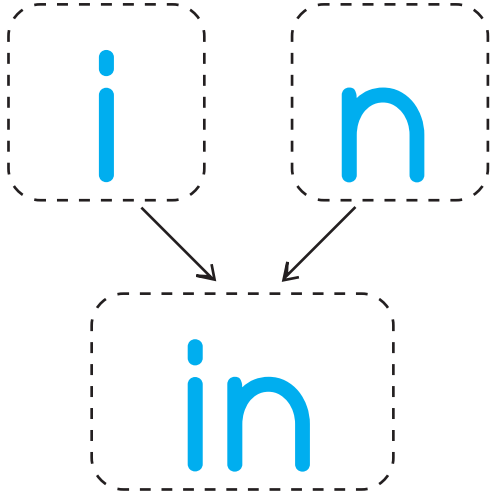
t e i

i A n



Boyayalım.





in in in in in in

in in in in in in

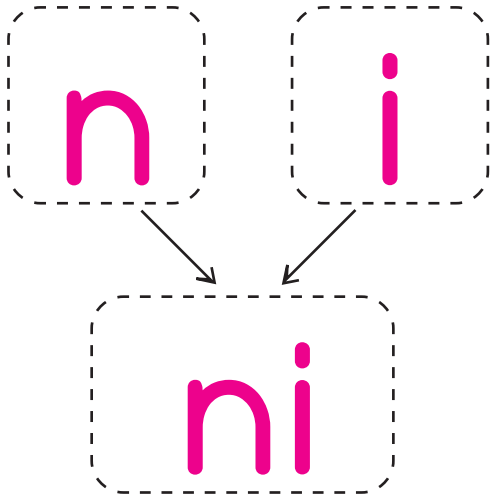
in in in in in in

in in in in in in

in in in

in in

in in



ni ni ni ni ni ni

ni ni ni ni ni ni

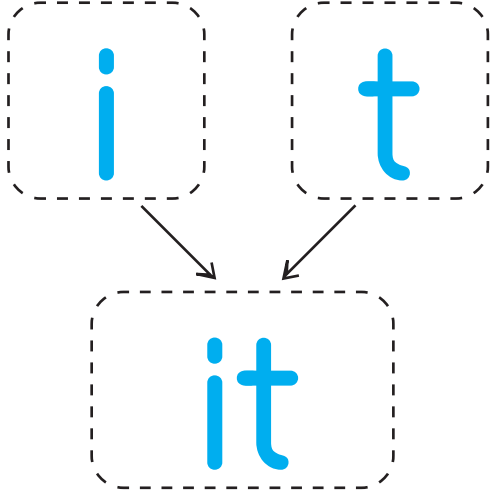
ni ni ni ni ni ni

ni ni ni ni ni ni

ni ni ni

ni ni

ni ni



it it it it it it it

it it it it it it it

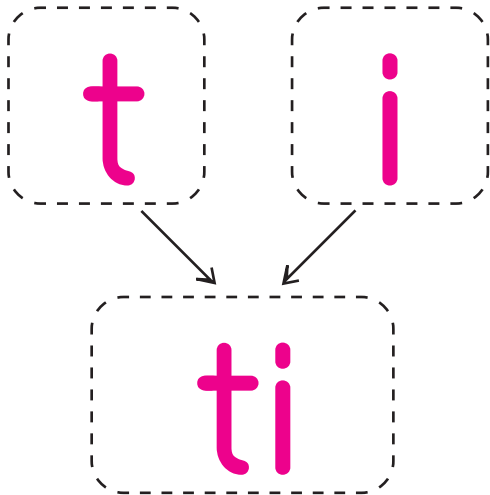
it it it it it it it

it it it it it it it

it it it

it it

it it



ti ti ti ti ti ti ti

ti ti ti ti ti ti ti

ti ti ti ti ti ti ti

ti ti ti ti ti ti ti

ti ti ti

ti ti

ti

➔ Aşağıda oluşturulan heceleri okuyalım, yazalım.

a ni
ani

ani ani ani ani ani ani

ani

a it
ait

ait ait ait ait ait ait ait

ait

e ti
eti

eti eti eti eti eti eti eti

eti

i ti
iti

iti iti iti iti iti iti iti iti

iti

it ti
itti

itti itti itti itti itti itti itti

itti

➔ Aşağıda oluşturulan heceleri okuyalım, yazalım.

et ti
etti

etti etti etti etti etti etti
etti

i nat
inat

inat inat inat inat inat
inat

ı nan
ınan

ınan ınan ınan ınan ınan
ınan

ni ne
nine

nine nine nine nine nine
nine

nin ni
ninni

ninni ninni ninni ninni at at at
ninni

➔ Verilen harflerle sözcükler oluşturalım, yazalım.

i A l

n a i

t i a

i n t a

i n n e

➔ Sözcükleri hecelerine ayıralım, yazalım.

nine

etti

ninni

➔ Boş bırakılan yerlere verilen harflerden uygun olanını yazalım.

i

t

i

a

n

....nat

....nal

....it

ni....e

e...i

➔ Görsellerle kelimeleri eşleştirelim.


nine

İnan


itti



➔ Aşağıdaki okul servisini okula ulaştıralım.



→ Aşağıdaki kelimeleri bulmacada soldan sağa doğru bulalım.
Bulduğumuz kelimelerin yanındaki kutucuğa işaret koyalım.


 ait ani itti iti eti İnan etti inat nine

a	n	i	e	j	n	a	t	e
l	l	i	i	l	a	e	t	i
k	a	a	e	İ	n	a	n	a
a	k	i	t	i	a	e	i	a
l	i	t	k	e	t	t	i	k
i	k	n	i	n	e	a	a	k
a	i	t	l	i	t	t	i	a

➔ Aşağıdaki boşluklara meyvelere ait olan ses veya heceleri yazalım ve okuyalım. leri yazalım ve okuyalım.



a



nin



ti



ne



et





ni



it



a



➔ Aşağıda verilen rakamı okuyalım ve yazalım.

