






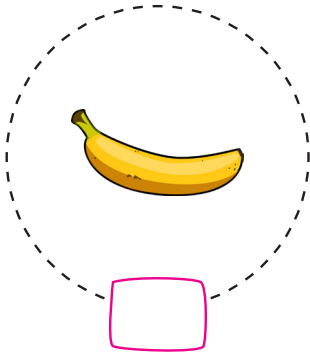
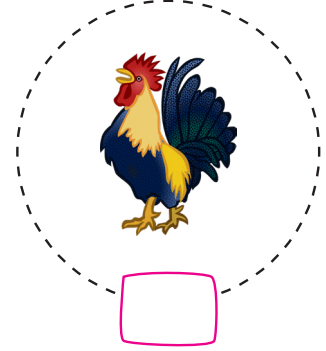
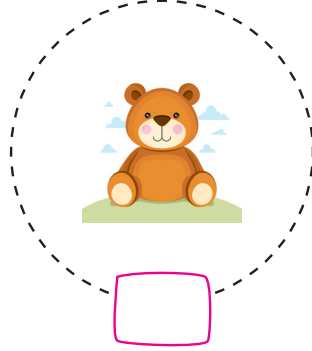

OKUMA YAZMA FASİKÜLLERİ

8.


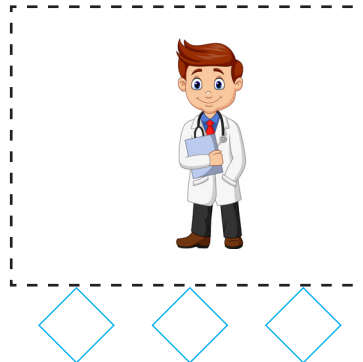



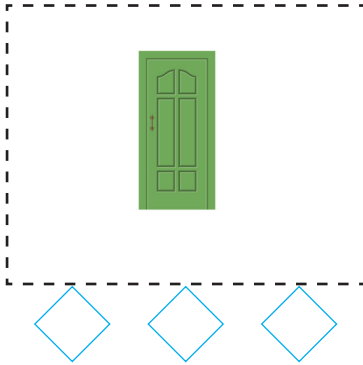
Fasikül









➔ Adında "k" sesi bulunan varlıkları işaretleyelim.







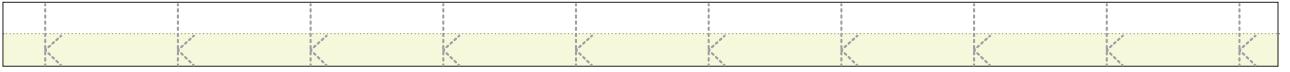
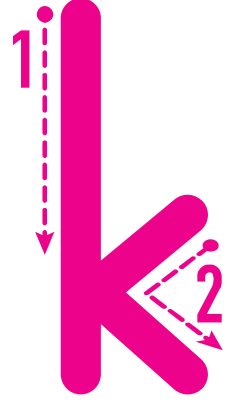
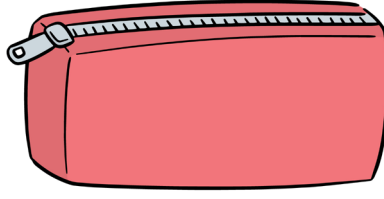
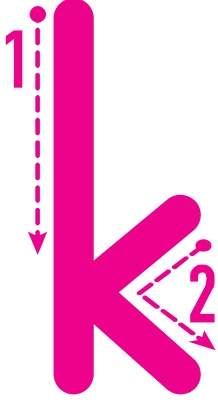








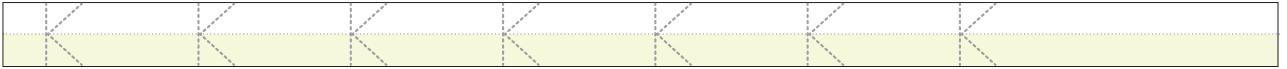


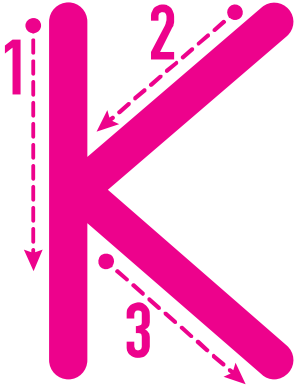
➔ "k" sesi, görselin başında mı ortasında mı yoksa sonunda mı? Altındaki kutucuğa işaretleyelim.




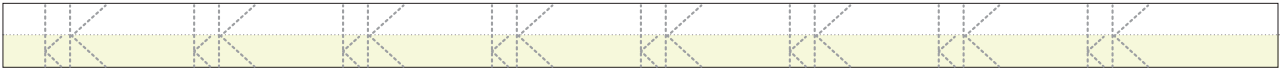


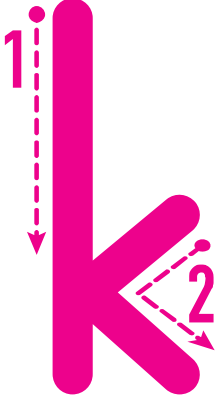


→ Aşağıdaki varlıkları inceleyelim, içinde "k" sesi olanları boyayalım.









a
k → ak

ak
ak

e
k → ek

ek
ek

i
k → ik

ik
ik

o
k → ok

ok
ok

k
a → ka

ka
ka

k
e → ke

ke
ke

k
i → ki

ki
ki

k
o → ko

ko

ko

ka
l → kal

kal

kal

ka
t → kat

kat

kat

ke
l → kel

kel

kel

ku
l → kul

kul

kul

ke
k → kek

kek

kek

ki
l → kil

kil

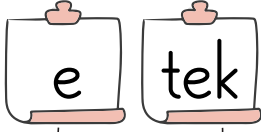
kil

➔ Okuyalım, yazalım.



etek

etek



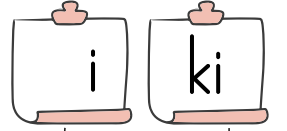
İlke etek al.

etek

iki

iki

Nail iki tane kek al.




iki



koli

koli



Nil koli koli toka al.

koli

➔ Okuyalım, yazalım.

kan tin kantin
kan tin kantin

ki lit kilit
ki lit kilit

Talat kantin kilitli

Al kan Alkan
Al kan Alkan

i nek inek
i nek inek

Alkan kalk inek otlat

ki lo kilo
ki lo kilo

ke lek kelek
ke lek kelek

Onat kilo kilo kelek al

➔ Okuyalım, yazalım.

O kan

e lek

ek le

Okan Okan elek elek eke eke

Okan ekele kekik ekele

Te kin

kek lik

tak la

tekin tekin keklük keklük takla takla

tekin keklük ile takla at.

Ke nan

tek ne

le ke

Kenan Kenan tekne tekne leke leke

Kenan o tekne lekeli.

→ Okuyalım, yazalım.

ki lo
kilo

Onat 1 kilo et al.

kat la
katla

Nalan 2 tane atlet katla.

ko nak
konak

Nail o konak otele ait.

nok ta
nokta

Lale itina ile nokta ekle.

kan ka
kanka

Ali, Onat ile kanka ol.

til ki
tilki

Tilki ile tonton at kol kola.

➔ Okuyalım, yazalım.

kal kan

kalkan kalkan

Okan kalkan ele.



le ke li

lekeli lekeli

Fla o etek lekeli



ka ka o

kakao kakao

Keke kakao ekle.



e ti ket

etiket etiket

Kenan etiket al.




lo kan ta

lokanta lokanta

Kanka o lokanta.



➔ Boş bırakılan yerlere "k" harfini yazalım, oluşan sözcükleri okuyalım.



➔ Aşağıdaki sözcükler anlamlı cümleler oluşturalım, yazalım.


Tekin - al - toka - annene

Okan - iki - ete - kekik

➔ Metni 4 defa okuyalım. Her okumanın ardından bir balon boyayalım. Boş bırakılan yerlere metni yazalım.

KEKİK

Nine elekle ele
Nine iki kekik ele
Nine ete kekik ekle.
İki tane kekik ekle
Elin ile ete kekik ekle.



Blank writing line with a dashed line for tracing.

Blank writing line with a dashed line for tracing.

Blank writing line with a dashed line for tracing.

Blank writing line with a dashed line for tracing.

Blank writing line with a dashed line for tracing.

➔ Metni 4 defa okuyalım. Her okumanın ardından bir balon boyayalım. Boş bırakılan yerlere metni yazalım.

AL


Ekin al.

Ekin kek al.

Ekin iki kek al.

Kakaolu kek al.

Ekin koli koli kek al.



➔ Metni 4 defa okuyalım. Her okumanın ardından bir balon boyayalım. Boş bırakılan yerlere metni yazalım.

OTLAT


Okan otlat.

Okan ala inek otlat.

Otlakta iki inek otlat.

Kilo kilo otlat.

Tek tek inek otlat.










Blank writing line with a yellow background.

Blank writing line with a yellow background.

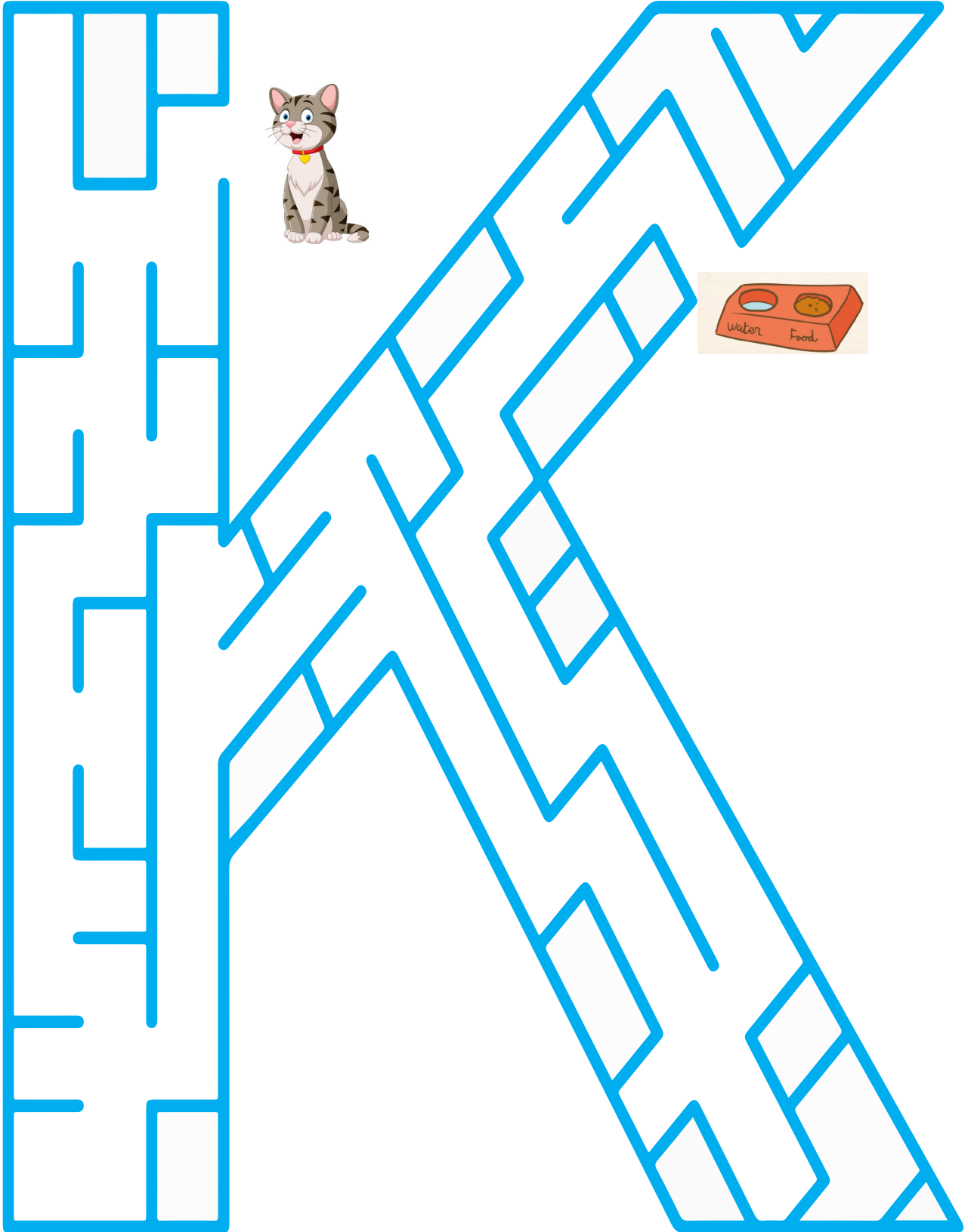
Blank writing line with a yellow background.

Blank writing line with a yellow background.

Blank writing line with a yellow background.



➔ Sevgili çocuklar Pamuk mamasını arıyor. Onu sadece K harfi içindeki labirentten geçirerek mamasına ulaştırın.



➔ Hece ve kelimeleri okuyalım. İstenen renge boyayalım.

ak

ele

elek

leke

kel

kek

elle

kalk

ak

ele

elek

leke

kel

kek

elle

kalk


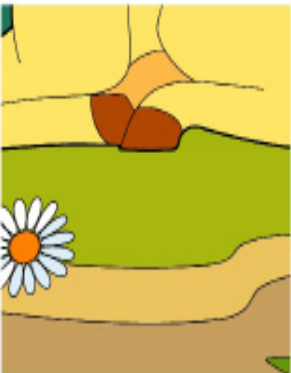


leke

ele

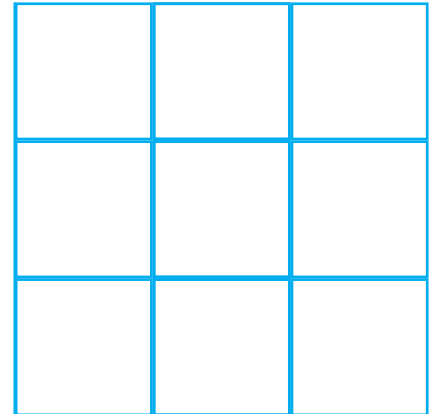

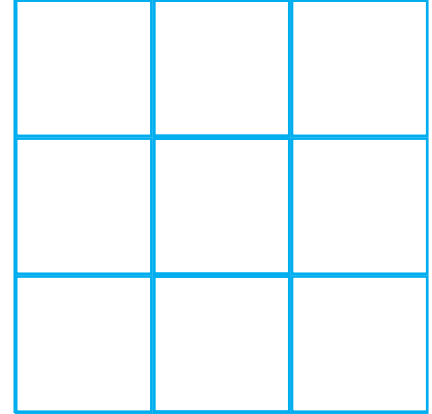

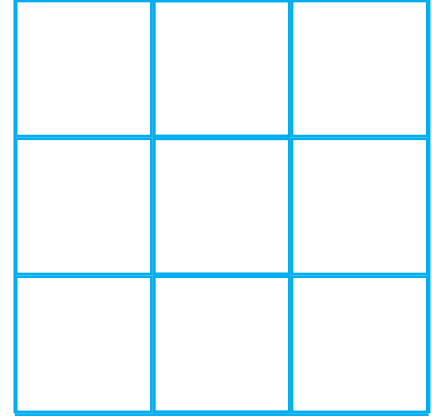





ele

elek

→ Aşağıda verilen parçaları makas yardımı ile kesip verilen şekle uygun olarak birleştirelim.



➔ Aşağıdaki hayvanlar ile renkler eşleştirilmiştir. Yan tarafta verilen boşlukları eşleştirmeye uygun olarak boyayalım.



→ Aşağıdaki hece ve ses örneklerine bakarak alttaki kutucukları uygun şekillerle dolduralım.

kek	ekle	elle	kalk
○	□	△	+

elle	ekle	kalk	kek	elle	ekle




kalk	kek	elle	elle	ekle	kalk

kek	elle	kek	ekle	kalk	elle

OKUMA YAZMA FASİKÜLLERİ

9.

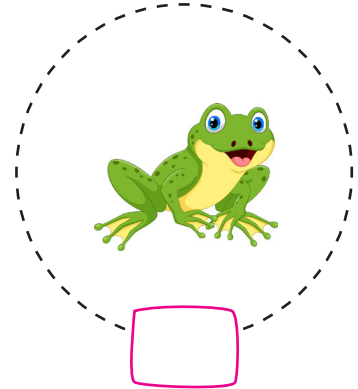
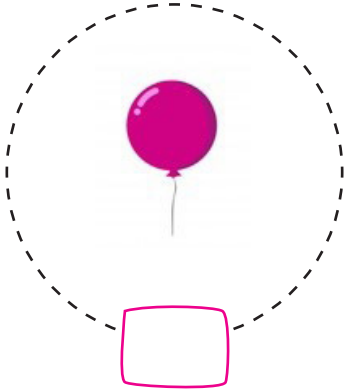
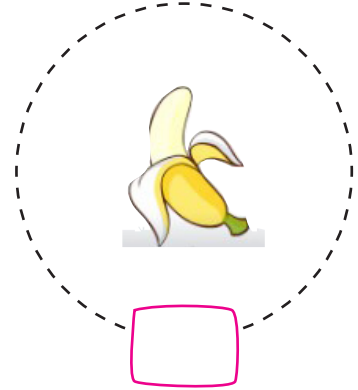
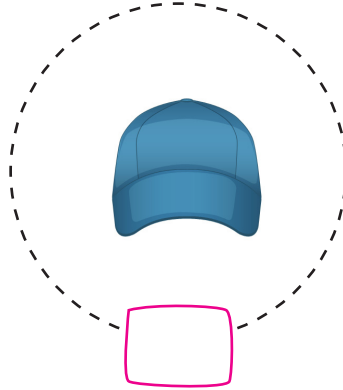
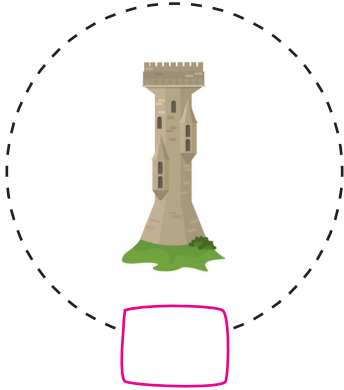
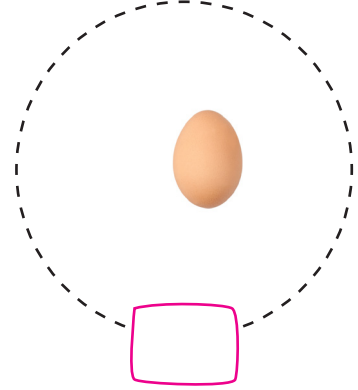
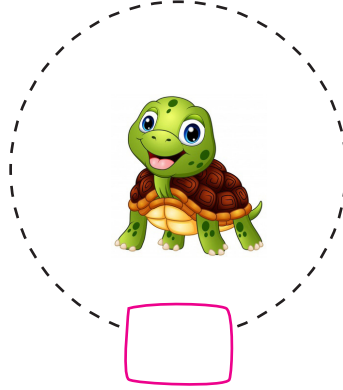
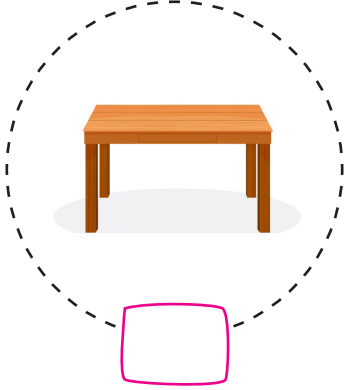
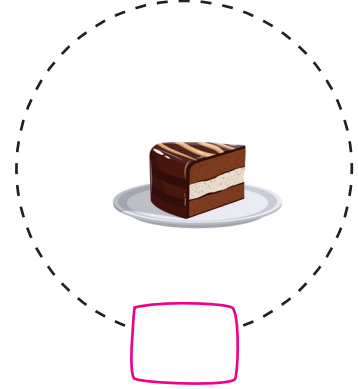
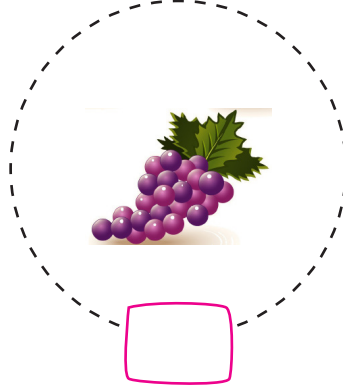
Fasikül



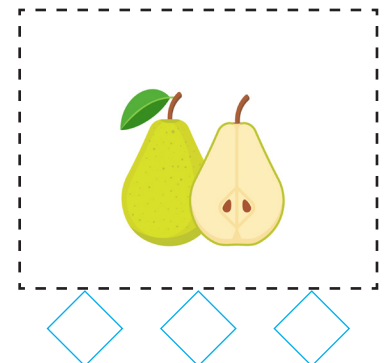
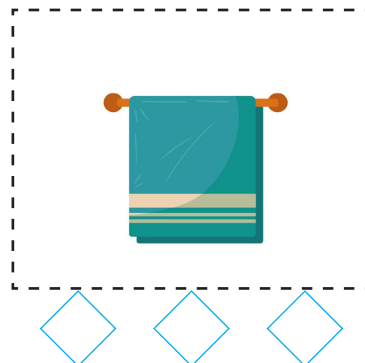
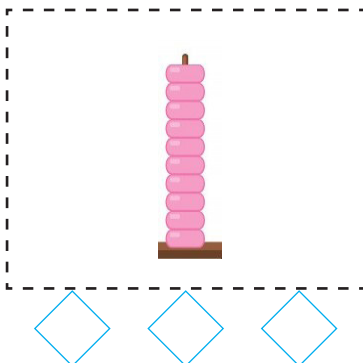


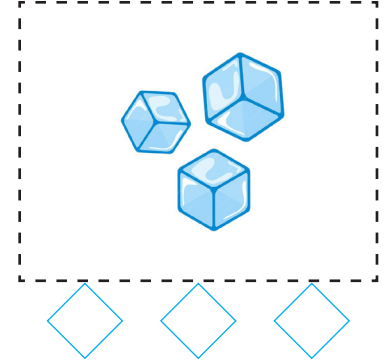
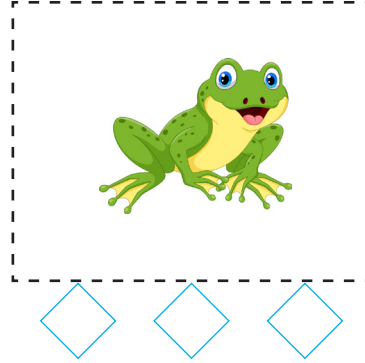
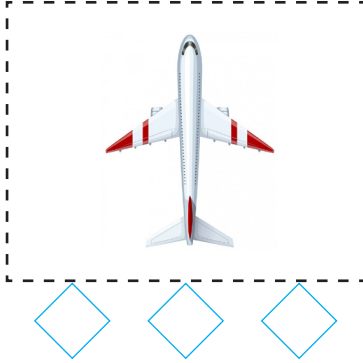
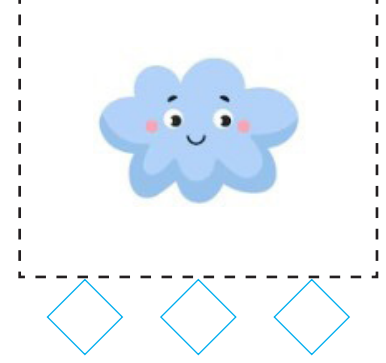

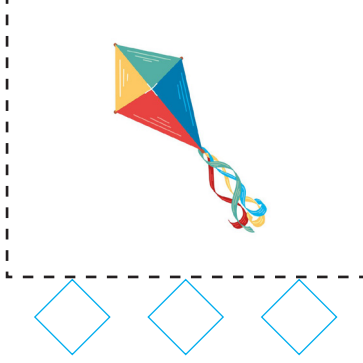
sonerhoca.net


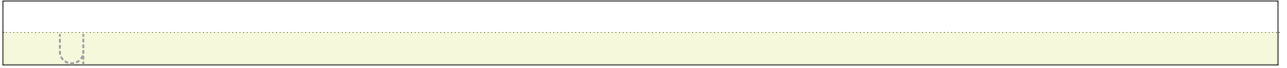

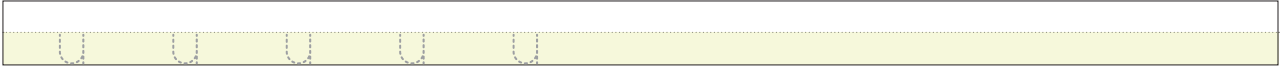
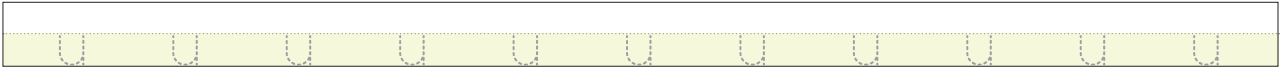


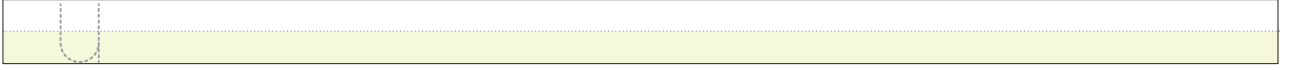

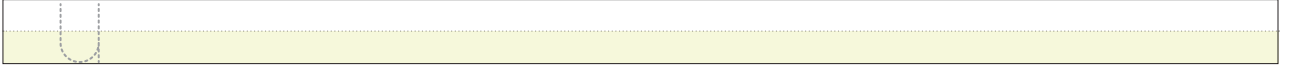

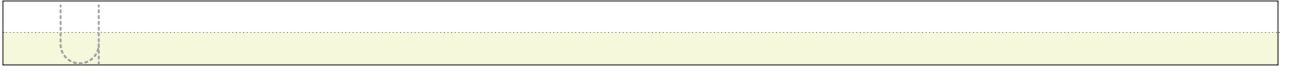
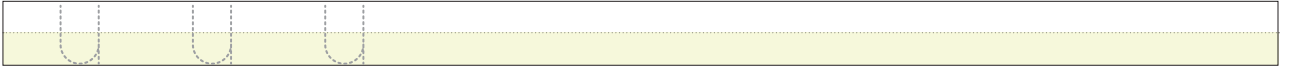
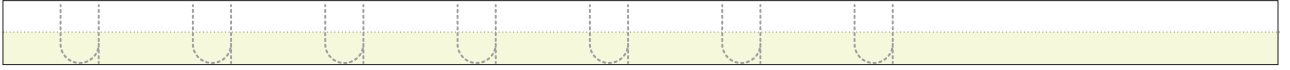
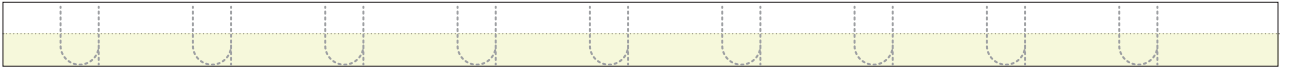
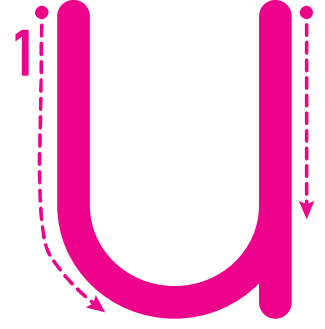
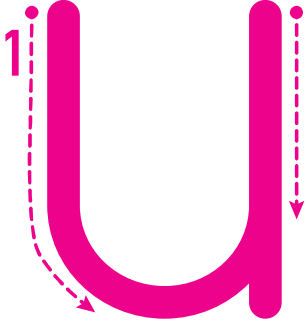
→ Adında "u" sesi bulunan varlıkları işaretleyelim.







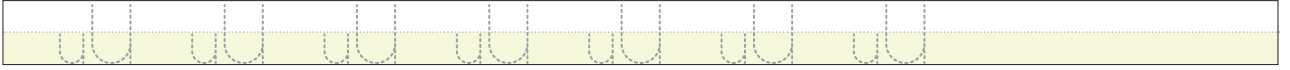
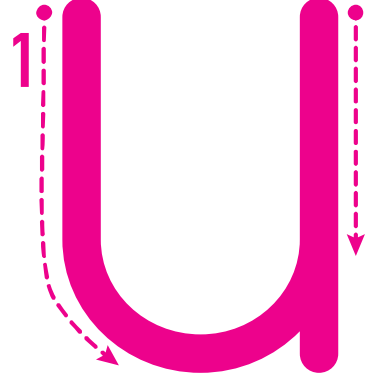


→ "u" sesi, görselin başında mı ortasında mı yoksa sonunda mı? Altındaki kutucuğa işaretleyelim.









➔ Aşağıdaki heceleri okuyalım, yazalım.

u
n → un

un

un

u
t → ut

ut

ut

u
l → ul

ul

ul

u
k → uk

uk

uk

n
u → nu

nu

nu

t
u → tu

tu

tu

➔ Aşağıdaki heceleri okuyalım, yazalım.

l
u → lu

lu

lu

k
u → ku

ku

ku

ku
l → kul

kul

kul

o
nu → onu

onu

onu

o
ku → oku

oku

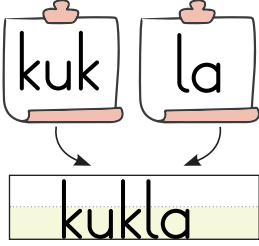
oku

ko
lu → kolu

kolu

kolu

➔ Okuyalım, yazalım.



kukla

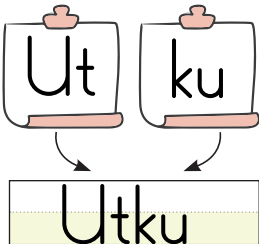
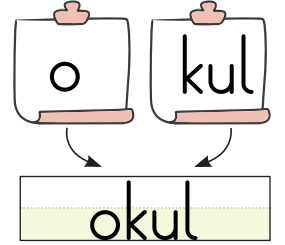
kukla

İnan kukla kullan.

okul

okul

Ali o Tuna'nın okulu.



Utku

Utku

Utku o nane kokulu.

→ Okuyalım, yazalım.



tut kal

tutkal

tutkal

tutkal

Okan tutkal kutulu.

kule

kule

Kenan o kule kumlu.



ku le

kule



kol tuk

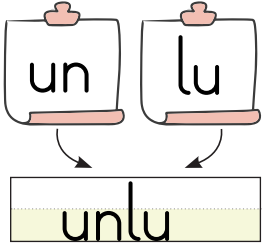
koltuk

koltuk

koltuk

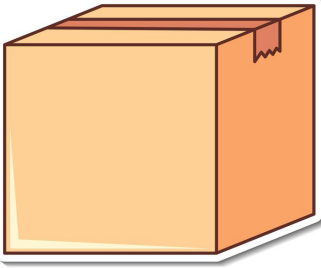
Onan o koltuk annenin.

➔ Okuyalım, yazalım.



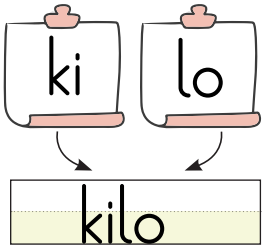
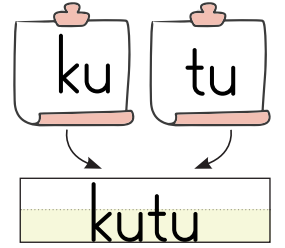
unlu

Emel o kek unlu mu?



kutu

Kaan o kutu kliti.



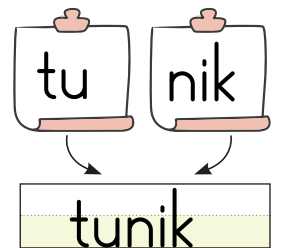
kilo

Kenan o on kilo mu?



tunik

Nalan o tunik ilki mi?



➔ Aşağıdaki heceleri okuyalım, yazalım.

ko ku

ol tu

ok lu

on lu

ko nu

ot lu

Tu na

on luk

u nut

ku lak

ko nuk

kut la

ku lak lı

kol luk lu

o nun la

- ➔ Metni 4 defa okuyalım. Her okumanın ardından bir balon boyayalım. Boş bırakılan yerlere metni yazalım.

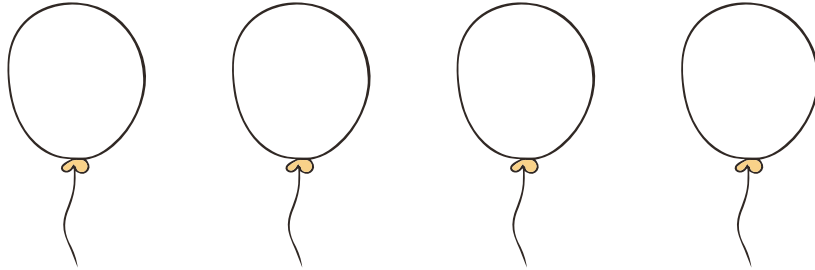
KOLLUK

Anne o kolluk.

○ kolluk Ekin'in.

○ kolluk lekeli.

Nine ona kolluk al.



- ➔ Metni 4 defa okuyalım. Her okumanın ardından bir tavşan boyayalım. Boş bırakılan yerlere metni yazalım.


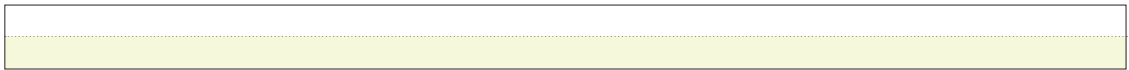


OKU OKAN OKU

Okan ile Tuna okullu.

Oku Tuna oku.


Oku Okan oku.

Tek, tek oku.



➔ Görsellerin başındaki numaraları uygun cümlelerin başındaki daireye yazalım.

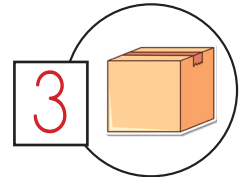
Onan o tutkal mı?



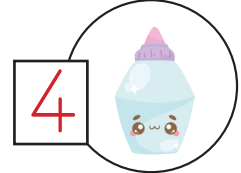
Lale koluna kolluk tak.



Utku o kutu lekeli.



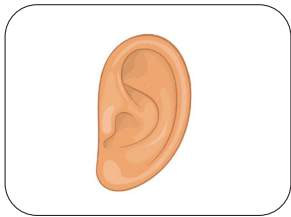
Tuna o kule Nil'in.



Nalan keke un ekle.



➔ Aşağıda verilen görsellerin adlarını yazalım.



- ➔ Aşağıdaki metni üç defa okuyalım, her okumada bir uçurtmayı boyayalım.

UTKU

Utku al.

Utku kakao al.

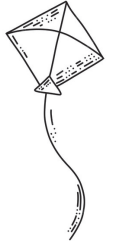
Utku kokulu kakao al.

Utku ninene kokulu kakao al.

Utku kokulu kakao al.

Utku kakao al.

Utku al.



- ➔ Aşağıda karışık olarak verilmiş hecelerden anlamlı kelimeler oluşturup yazalım.

kul - o

nuk - ko

u - kan - nut

luk - ton

kal - tut

tuk - kol

