




OKUMA YAZMA FASİKÜLLERİ

14.

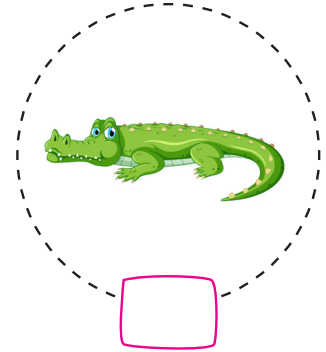

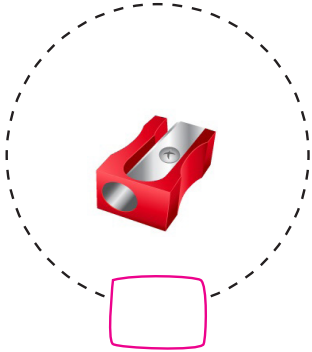
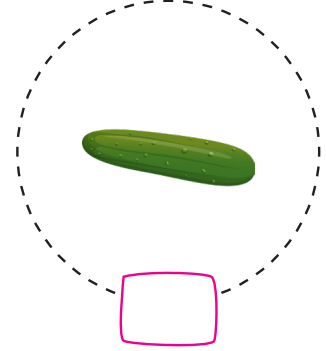

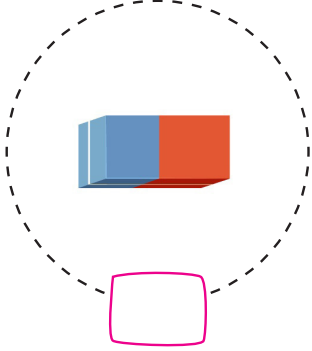
Fasikül





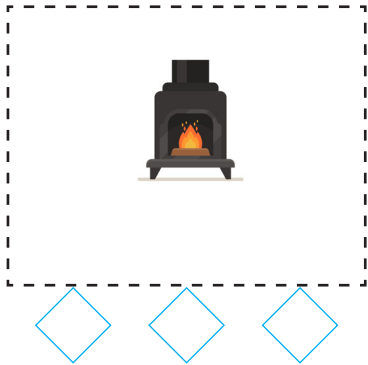
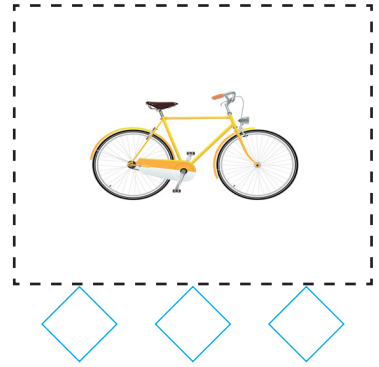
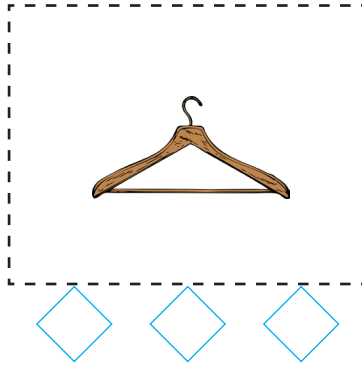

sonerhoca.net



➔ Adında "s" sesi bulunan varlıkları işaretleyelim.



➔ "s" sesi, görselin başında mı ortasında mı yoksa sonunda mı? Altındaki kutucuğa işaretleyelim.



S



S

S S S S S S S S S S S S

S S S S S S S

S S S S S S

S S S S S

S S S S

S S S

S S



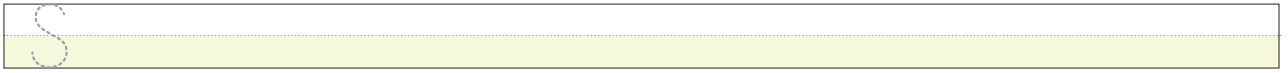

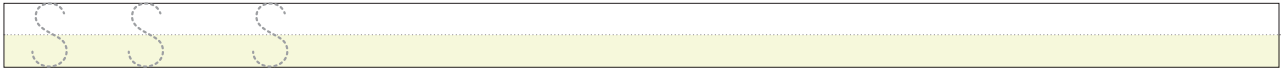

S

S

S



"S s" Harfini Yazma



S



S

s s s s s s s s

s s s s s

s s s s

s s s

s s

s s


s s

s s

s s

s s

- Sevgili çocuklar Seda hastalıklardan korunmak için maske kullanmak zorundaymış. Onu "S" harfinin içindeki labirentten maskeye ulaştıralım.



a
s → as

as
as

e
s → es

es
es

i
s → is

is
is

o
s → os

os
os

u
s → us

us
us

ı
s → is

is
is

ü
s → üs

üs
üs

s
a

sa

sa

sa

s
e

se

se

se

s
i

si

si

si

s
o

so

so

so

s
u

su

su

su

s
ı

sı

sı

sı

s
ü

sü

sü

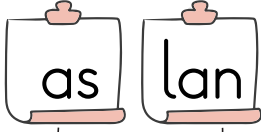
sü

➔ Okuyalım, yazalım.



aslan

aslan



Ümit o aslan.

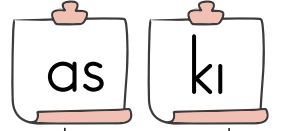
aslan

askı

askı



Suna eski askı kullanma.

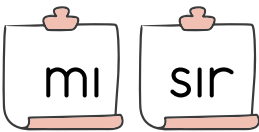


askı



mısır

mısır



Sıla kaliteli mısır ek.

mısır

➔ Okuyalım, yazalım.

Su at

Suat

so sis

sosis

Suat

sosis

Suat sosis tüketme.

Es ma

Esmâ

mas ke

maske

Esmâ

maske

Esmâ maske tak.

süs lü

süslü

sa at

saat

süslü

saat

Selma süslü saat takar.

➔ Okuyalım, yazalım.

Sem ra

sa ri

su lu

Semra

sarı

sulu

Semra sulu sarı elma al.

Se na

es ki

ma sa

Sena

eski

masa

Sena o eski masa kırık.

us ta

so kak

sa tar

usta

sokak

satar

Ünal Usta sokakta simit satar.

➔ Okuyalım, yazalım.

sa ri

ar sa

as la

sa kin

sa lı

se ne

so ru

lis te

si nek

te nis

sa lon

ma sal

in san

as ker

mus luk

as kı lı

sa la ta

se ra mik

is ke let

sa rı lık

sal la mak

si ne ma

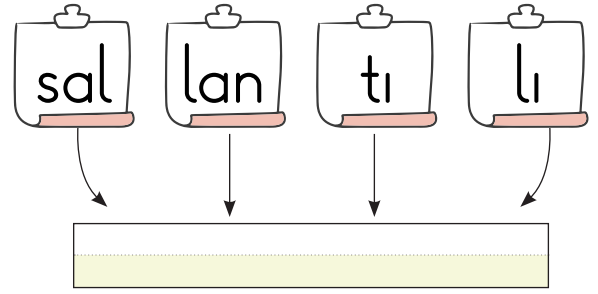
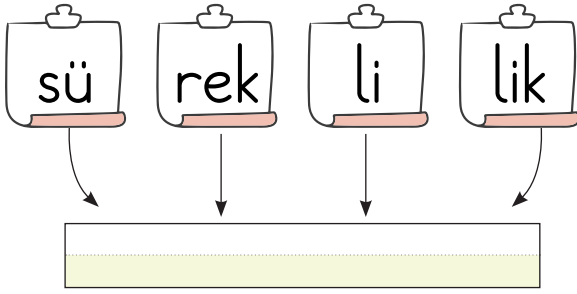
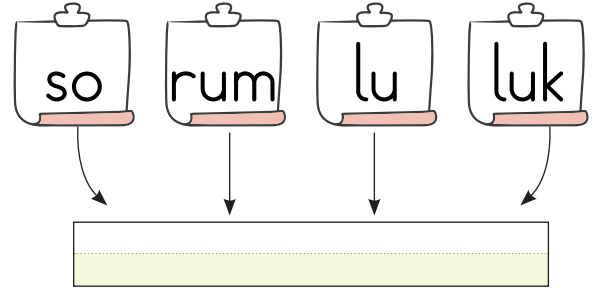
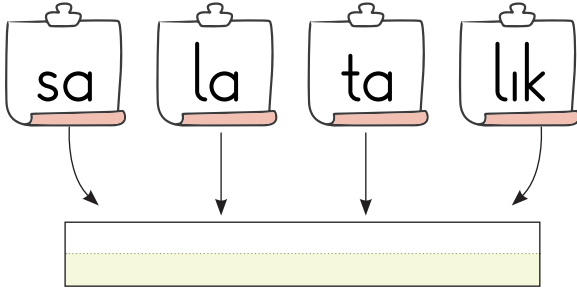
se rin lik

me ra sim

so rum lu

a kar su

tes te re




➔ Aşağıdaki cümleleri altlarına yazalım.



Aslı kask tak, önlem al.

Sıla kasa kasa salatalık al.



Selim musluktan su akıtma.

→ Metni 4 defa okuyalım. Her okumanın ardından bir balon boyayalım. Boş bırakılan yerlere metni yazalım.

SONER USTA


Sirkeli su ile marul sula.

Sulu limon kes, limon sık.

Süt mısır ekle.

Soner usta salata ikram et.


Suratını asma mutlu ol.



→ Metni 4 defa okuyalım. Her okumanın ardından bir balon boyayalım. Boş bırakılan yerlere metni yazalım.

KORSANLAR

Selim korsanları merak etti.
Annesi ona korsanları anlattı.
Selim annesine soru sorar.
Korsanlar maske takar mı?
Selim, korsanlar maske takar.



→ Aşağıdaki metinler okuyalım.

SILA

Sıla al.

Sıla simit al.

Sıla susamlı simit al.

Sıla susamlı iki simit al.

Sıla susamlı simit al.

Sıla simit al.

Sıla al.



SİNEM

Sinem

Sinem ister.

Sinem süt ister.



Sinem ılık süt ister.

Sinem kakaolu ılık süt ister.

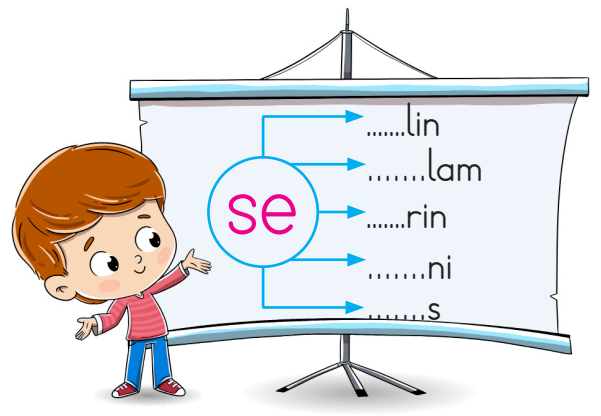


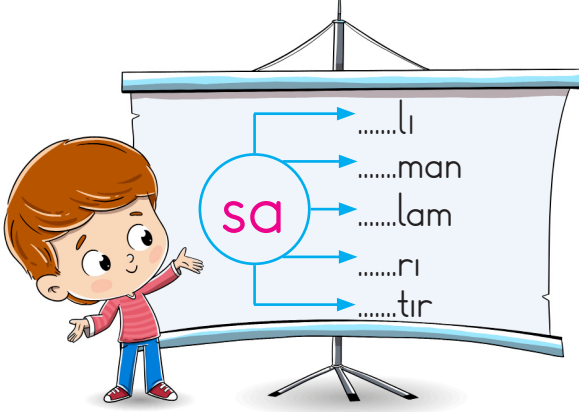
Sinem annesinden kakaolu ılık süt ister.



→ Aşağıda görsellerin adlarını altlarına yazalım.



➔ Verilen heceleri boşluklara yazalım, oluşan kelimeleri okuyalım.



➔ Karışık olarak verilen kelimelerden kurallı cümle oluşturalım.

✿ tak

✿ sarı

✿ Aslı

✿ kask

✿ sor

✿ ona

✿ Seda

✿ soru




→ Aşağıda verilen papağanların eksik bölümlerini, altta verilen parçalardan uygun olanı ile tamamlayalım.



OKUMA YAZMA FASİKÜLLERİ

15.

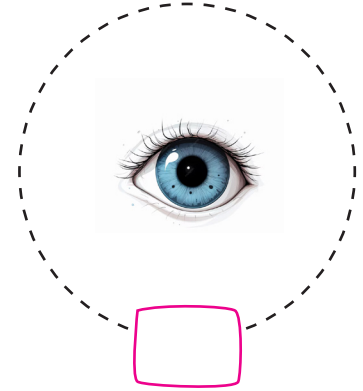
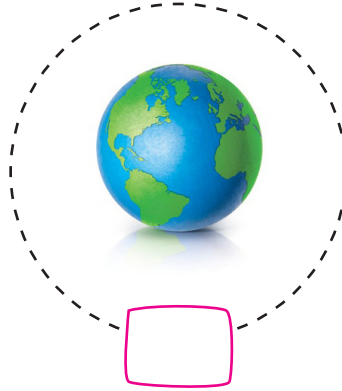
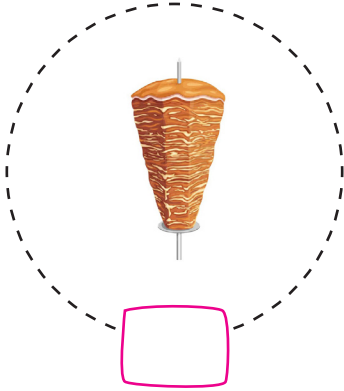

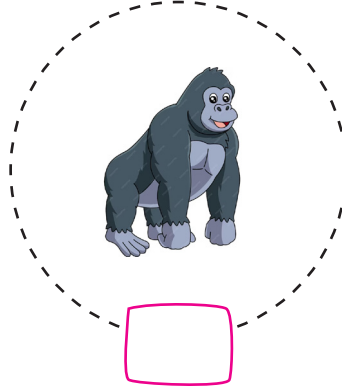

Fasikül



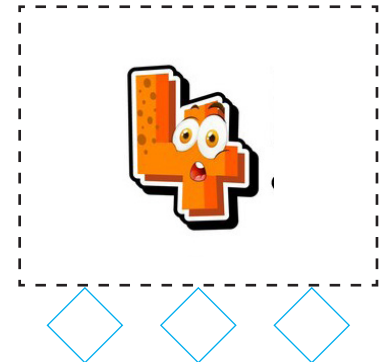
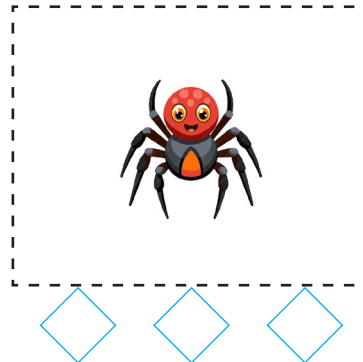
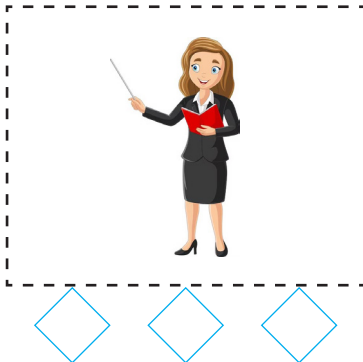



sonerhoca.net

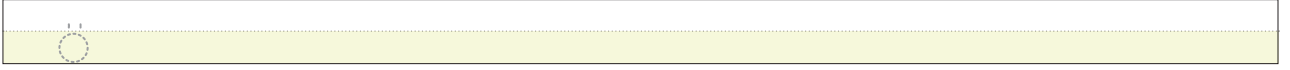


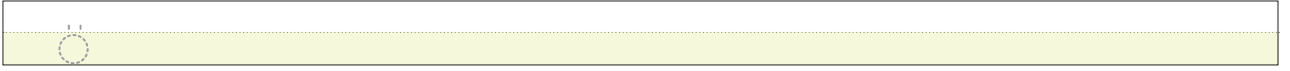
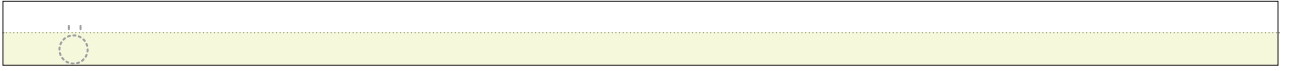








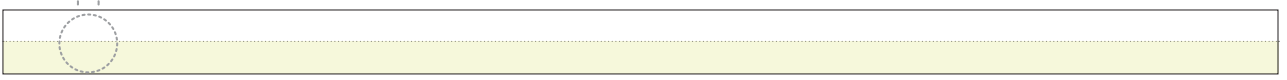




➔ Adında "ö" sesi bulunan varlıkları işaretleyelim.







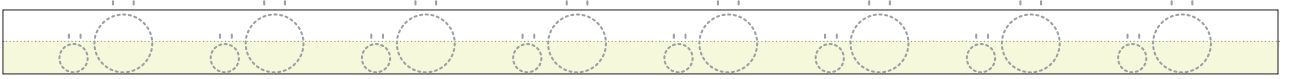
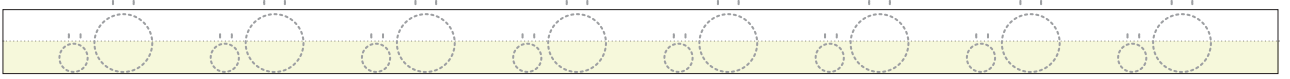
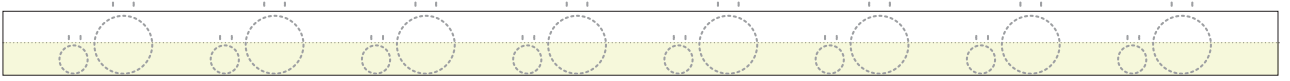




➔ "ö" sesi, görselin başında mı ortasında mı yoksa sonunda mı? Altındaki kutucuğa işaretleyelim.









➔ Okuyalım, yazalım.

ö n ön ön

ö t öt öt

ö k ök ök

ö r ör ör

ö m öm öm

ö s ös ös

➔ Okuyalım, yazalım.

n ö nö

t ö tö

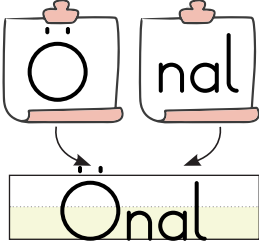
l ö lö

k ö kö

m ö mö

s ö sö

➔ Okuyalım, yazalım.



Önal

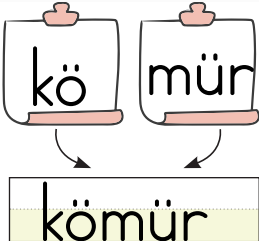
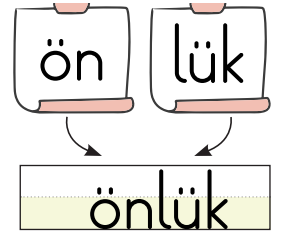
Önal

Önal keklik öttü.

önlük

önlük

Ömer önlük taktı mı?



kömür

kömür

Melek altı kilo kömür al.

➔ Okuyalım, yazalım.

kö k

ö nü

ör tü

kö kü

kö tü

öt tü

ö nem

kö mür

ön lem

kök lü

sök tü

ör nek

kö tü lük

kö ken le

ö nem li

➔ Okuyalım, yazalım.

ön lem

önlem önlem

Emin önlem al.



tö re ne

törene törene

Önel törene katıl.



ör tü lü

örtülü örtülü


Selin masa örtülü.



a san sör

asansör asansör

Mert o asansör.



mo ni tör

monitör monitör

○ monitör kötü.



→ Okuyalım, yazalım.

Ök men

kek lik

öt tü

Ökmen Ökmen

keklik keklik

öttü öttü

Ökmen keklik öttü.

Ö nal

ön lük

sö kük

Önal Önal

önlük önlük

sökük sökük

Önal önlük sökük.

Ö mür

kö kü

su la

Ömür Ömür

kökü kökü


sula sula

Ömür kökü sula.

➔ Metni 4 defa okuyalım. Her okumanın ardından bir balon boyayalım. Boş bırakılan yerlere metni yazalım.

ÖNEL

Önel kökü sula.
Önel kök önemli.
Onu sakın sökme.
Sula önel sula.
Ömür'e örnek ol.



Blank writing line with a dashed line for tracing.

Blank writing line with a dashed line for tracing.

Blank writing line with a dashed line for tracing.

Blank writing line with a dashed line for tracing.

Blank writing line with a dashed line for tracing.

➔ Metni 4 defa okuyalım. Her okumanın ardından bir balon boyayalım. Boş bırakılan yerlere metni yazalım.

ÖNLÜK


Önlük tak.

Ökten önlük tak.

Önlemler ol önlük tak.

Ökten önlükle anlat.

Ökten önlükle konu anlat.



Blank writing line with a yellow background.

Blank writing line with a yellow background.

Blank writing line with a yellow background.

Blank writing line with a yellow background.

Blank writing line with a yellow background.



➔ Aşağıdaki cümleleri okuyalım, altta verilen ilgili resimleri bulup cümlelerin başına numaralarını yazalım.

Önal kömürü elleme.

Ömer keklik öttü.

Ömür traktör sür.

Nine nemli önlük ütüle.



➔ Aşağıda karışık olarak verilmiş hecelerden anlamlı kelimeler oluşturup yazalım.

te ö ki

ne ö nü

ri ö ne

ö lü rü

tör mo ni

tü ö rün

➔ Aşağıdaki metni üç defa okuyalım, her okumada bir ördeği boyayalım.

ÖTTÜ

Keklik öttü.

Ömür keklik öttü.




Ömür öteki keklik öttü.

Ömür öteki minik keklik öttü.


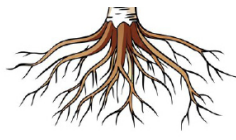

Ömür öteki keklik öttü.

Ömür keklik öttü.

Keklik öttü.



➔ Görsellerin altlarındaki boş alanlara görsellerin çağrıştırdığı isimleri yazalım.



➔ Verilen kelimeleri el çırparak okuyalım. Her kelimenin hece sayısı kadar köpek boyayalım.



öteki



kör



önlemlı



köklü



aktör



körükleme



amatör



sönük



➔ Sevgili çocuklar aşağıda verilen sudoku etkinliğindeki eksik parçaları tamamlayalım.

