

EŞLİK



Birbiriyle aynı olan nesnelere “eş nesnelere” denir.
Örneğin aşağıdaki görseller eştir.




Aşağıda verilen görselleri eşleştirelim.



Aşağıdaki hayvanlardan eş olanları aynı renge boyayalım.




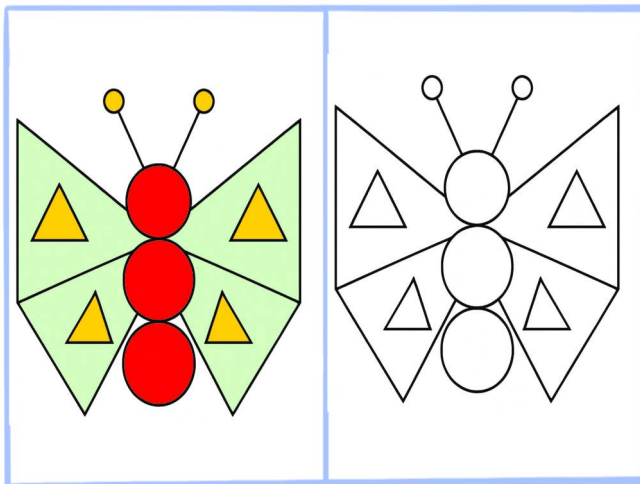
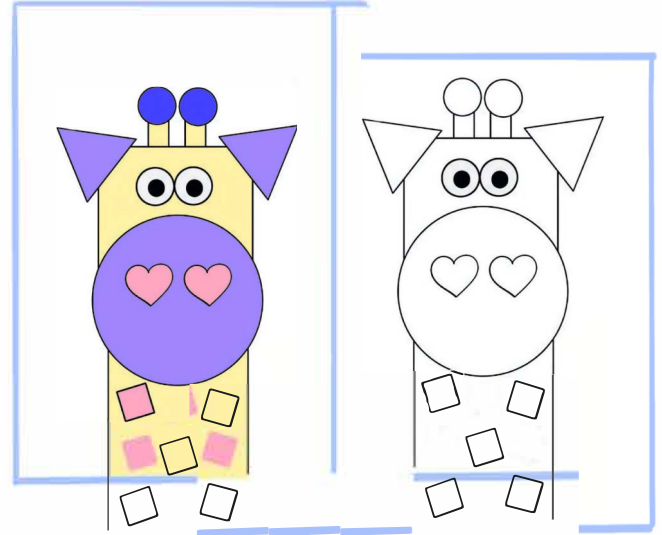


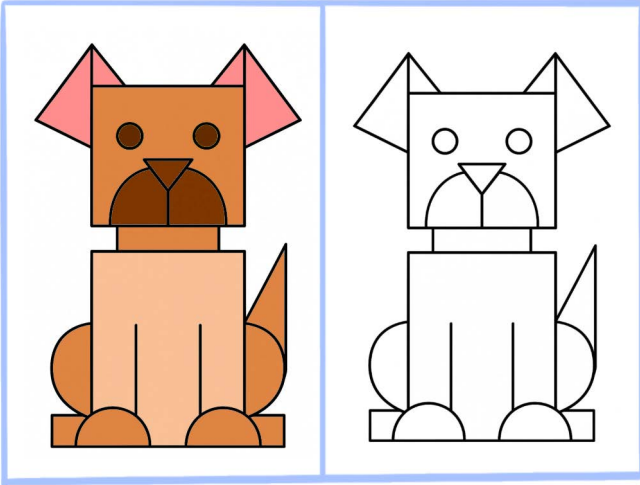
👉 Aşağıda gölgeleri verilen hayvanları eşleştirelim.













👉 Aşağıda verilen görsellerin eşlerini renkli ipleri takip ederek bulalım.



👉 Aşağıdaki şekilleri birbiriyle eş olacak şekilde boyayalım.



 Aşağıdaki tabloda eşi olan nesnelere boyayalım.

 Aşağıdaki terliklerin eşlerini bulalım.

